

**MICHIGAN STATE**  

---

**UNIVERSITY**

# Beta Presentation

Achieve It

The Capstone Experience

Team MSUFCU

Michael Bachuri  
Benjamin Carroll  
Rachel Hamilton  
Ben St. John



*From Students...  
...to Professionals*

Department of Computer Science and Engineering  
Michigan State University  
Spring 20

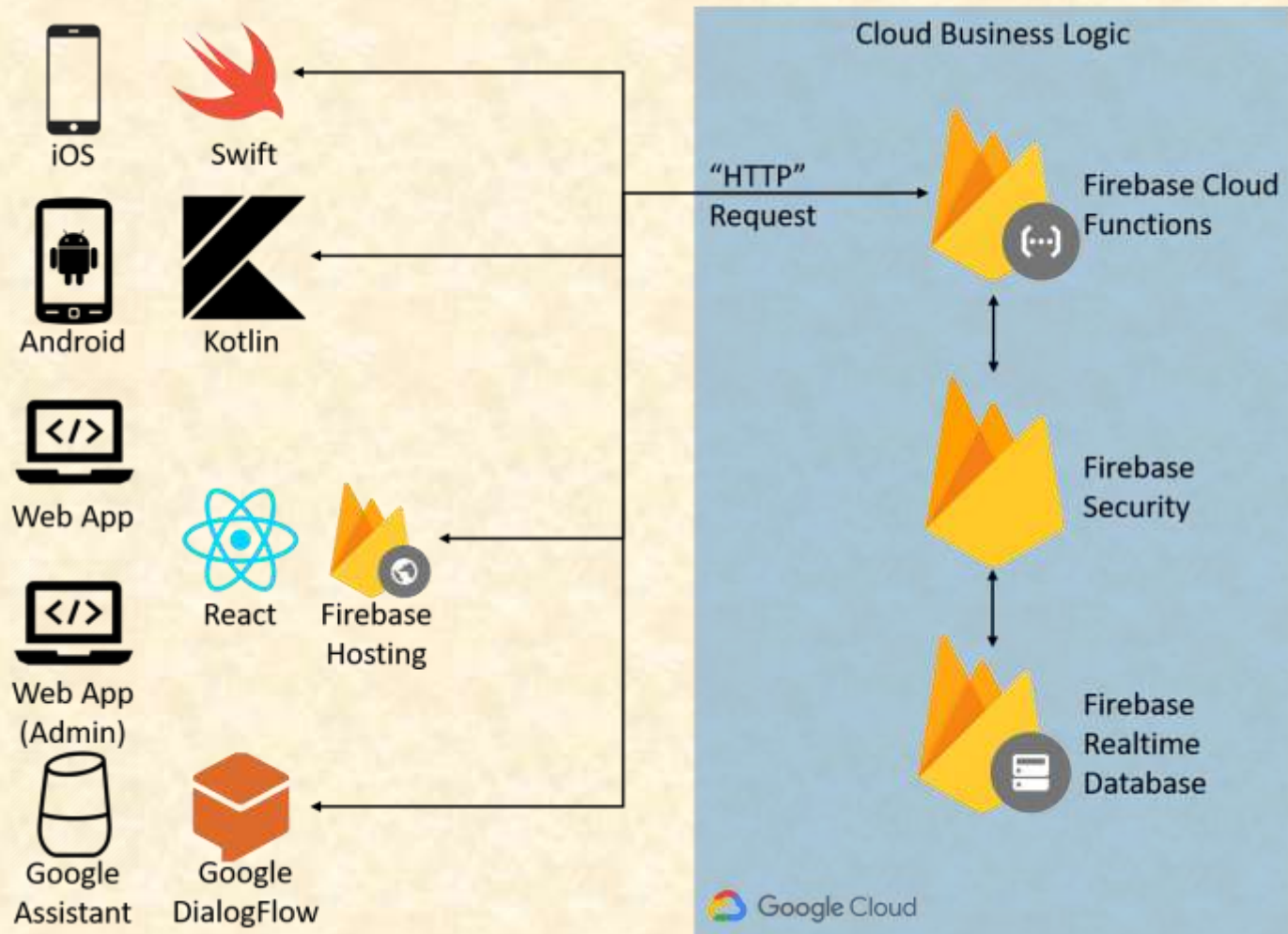
# Project Overview

---

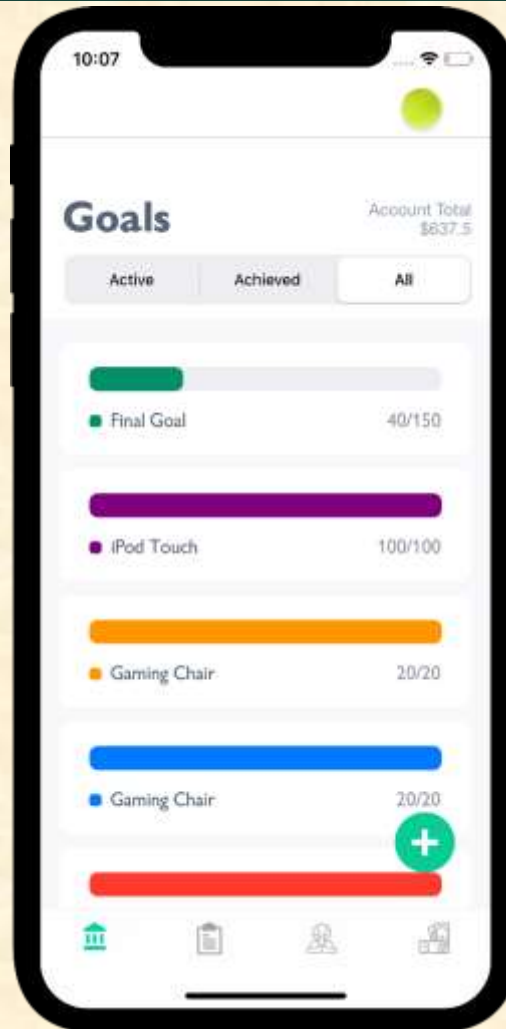
- Provide a safe experience-driven financial education system for youth
- Four main functions
  - Savings Goals
  - Learning Modules
  - Tasks
  - Loans



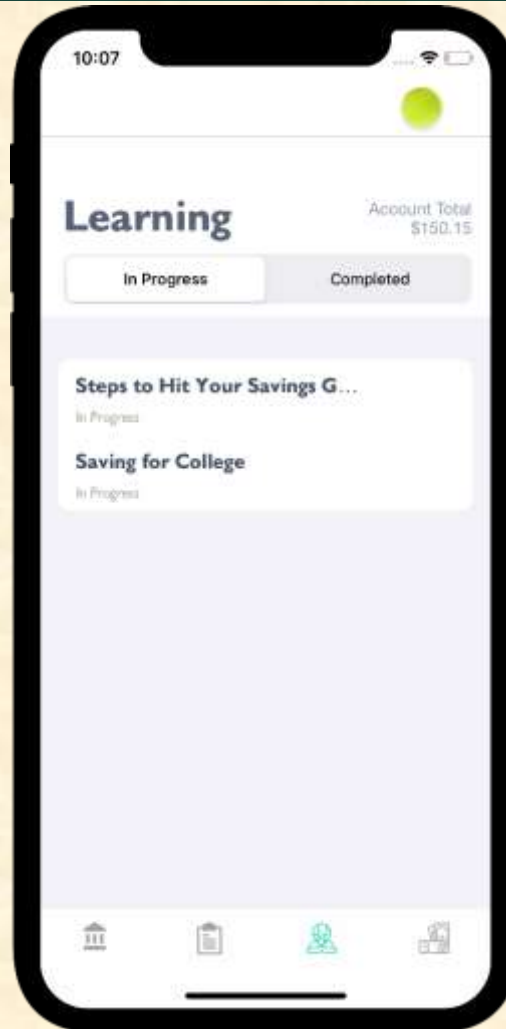
# System Architecture



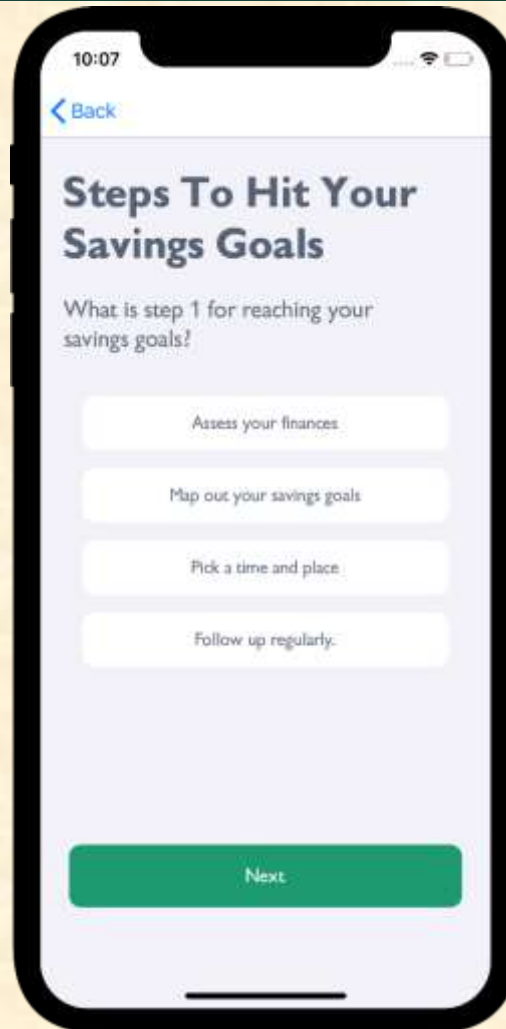
# iOS Goals



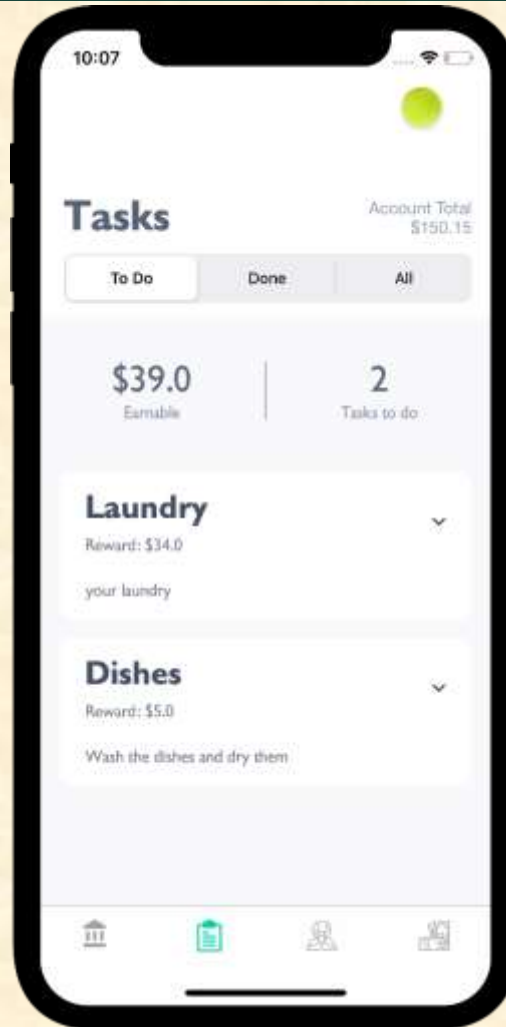
# iOS Learning Modules



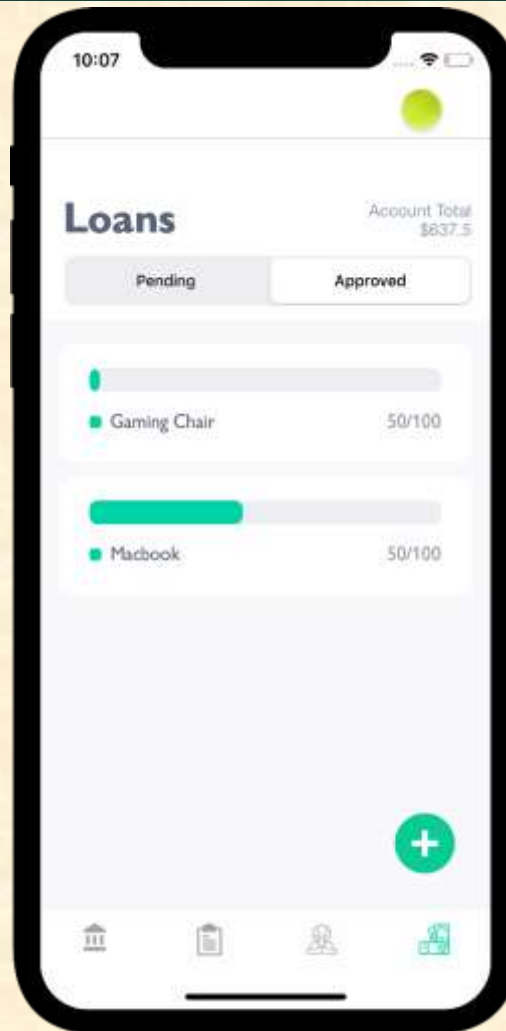
# iOS Learning Module



# iOS Tasks



# iOS Loans

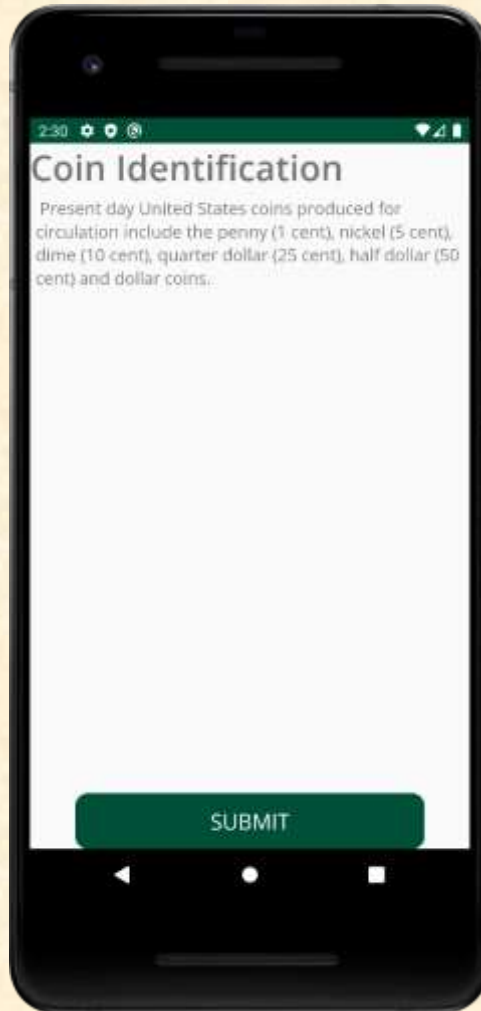




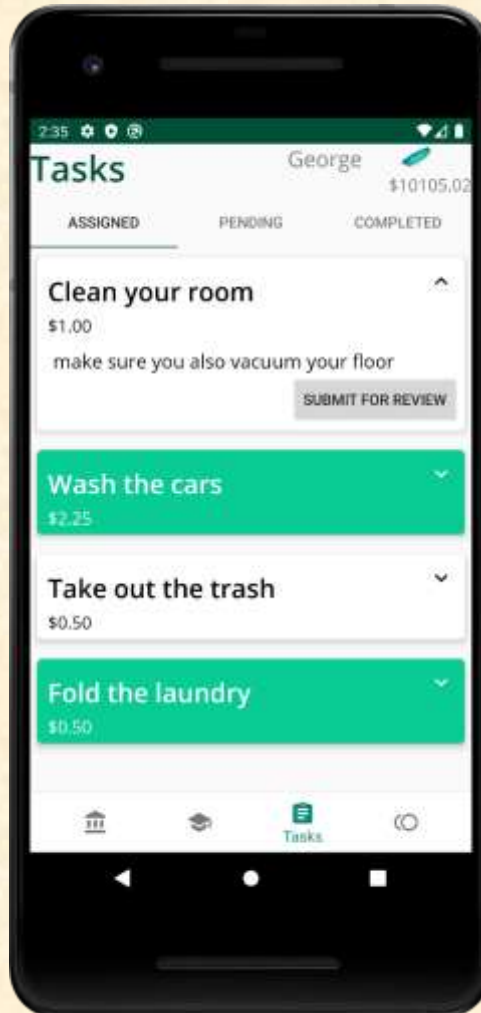
# Android Goals



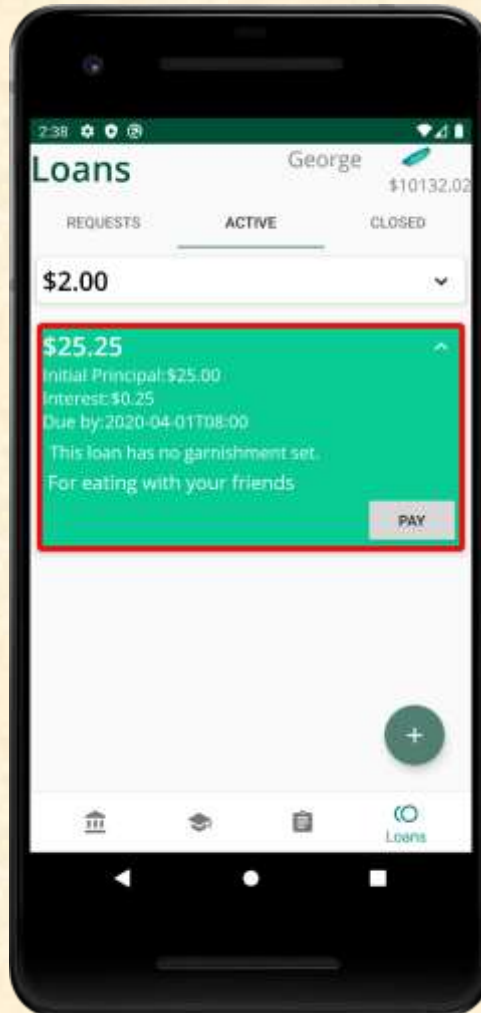
# Android Module



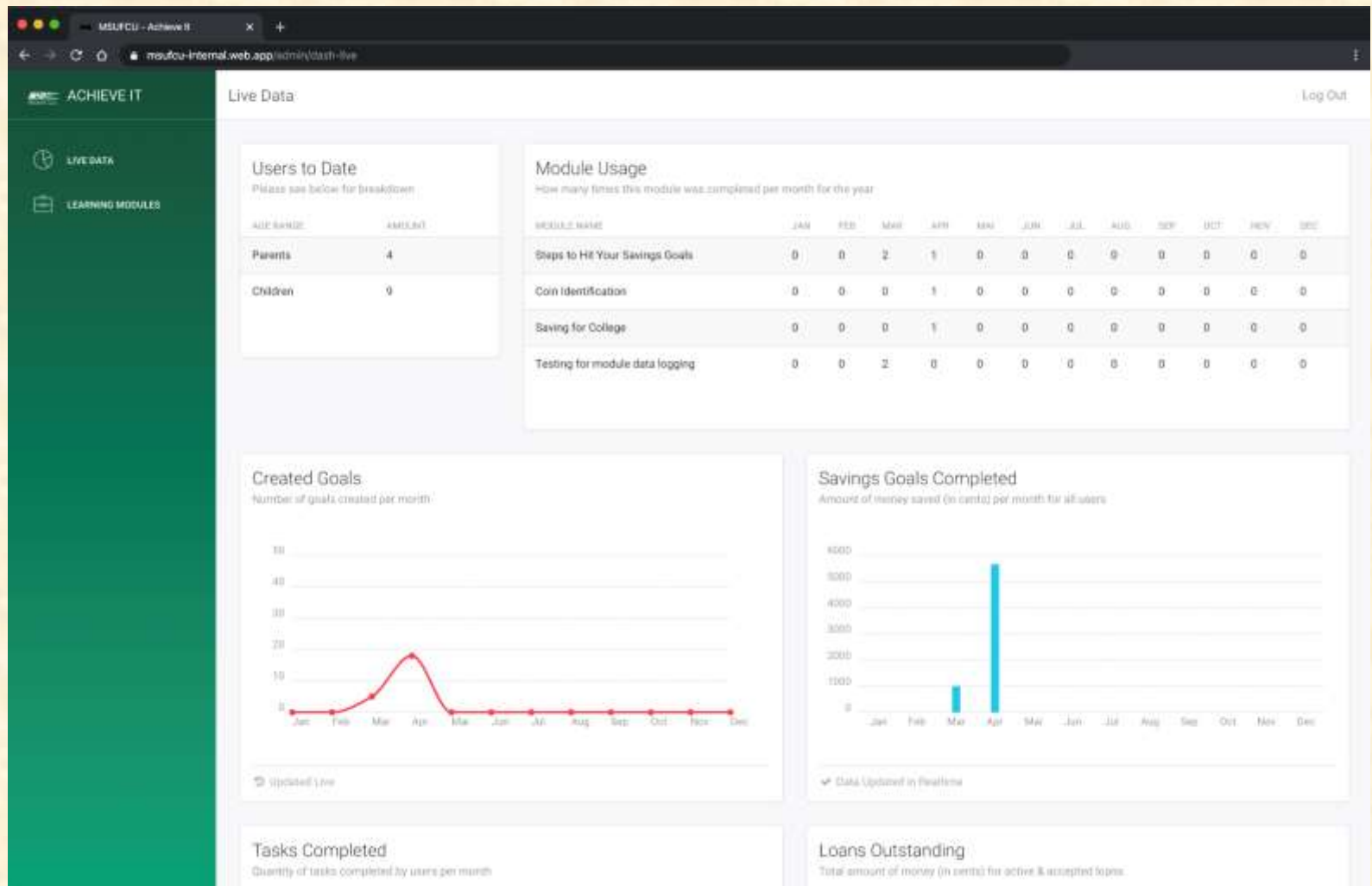
# Android Tasks



# Android Loans



# Achieve It Internal Stats Dashboard



# Achieve It Internal Module Editor

The screenshot displays the 'Learning Modules' management interface. On the left is a dark green sidebar with the 'ACHIEVE IT' logo and navigation options for 'LIVE DATA' and 'LEARNING MODULES'. The main content area is titled 'Learning Modules' and includes a 'Log Out' link in the top right. Below the title are two buttons: 'New Module' (blue) and 'View Stats' (orange). A section titled 'All Learning Modules' contains a table with the following data:

ID	NAME	AGE RANGE	TOPIC	STATUS
	Steps to Hit Your Savings Goals	7-13	Savings Goals	<span>edit</span> <span>delete</span>
	Coin Identification	3-6	Coins	<span>edit</span> <span>delete</span>
	Saving for College	11-13	Saving	<span>edit</span> <span>delete</span>

Below the table are three preview cards for different age groups:

- Dollar Dog** (Ages 3-6): Contains 'Coin Identification'.
- Cyber Saver** (Ages 7-10): Contains 'Steps to Hit Your Savings Goals'.
- Money Club** (Ages 11-13): Contains 'Steps to Hit Your Savings Goals' and 'Saving for College'.

At the bottom, there are links for 'Summary', 'Tasks', and 'Settings', and a copyright notice: '© 2020 MSUFCU Achieve It'.



# Achieve It Client Goals

The screenshot shows a web browser window with the URL `localhost:3000/clientView/goals`. The page title is "ACHIEVE IT" and the user is logged in as "Quinten". A green sidebar on the left contains navigation links for "LEARNING MODULES", "TASKS", "GOALS", and "LOANS". The main content area is titled "Goals" and includes a "Switch to Parent View" button and a "Log Out" button. A "New Goal" button is visible. Below the navigation, a dropdown menu shows "Quinten". The page displays two sections: "Current Goals" and "Completed Goals".

**Current Goals**

TITLE	MEMO	CURRENT	TARGET
Turtle	I want a turtle named Frank	0	300
Nerf Gun		0	20

**Completed Goals**

TITLE	MEMO	CURRENT	TARGET
-------	------	---------	--------

At the bottom of the page, there are links for "Summary", "Tasks", and "Settings", and a copyright notice: "© 2020 MSUFCU Achieve It".



# Achieve It Client Learning Modules

MSUFCU - Achieve It

localhost:3000/childview/learning

ACHIEVE IT

LEARNING MODULES

TASKS

GOALS

LOANS

Learning Modules [Switch to Parent View](#) [Log Out](#)

Quinton

## Quinton

Assigned LearningMods

TITLE	DESCRIPTION
Coin Identification	Coins

Completed LearningMods

TITLE	DESCRIPTION
-------	-------------

[Summary](#) [Tasks](#) [Settings](#) © 2020 MSUFCU Achieve It





# Achieve It Client Tasks

The screenshot shows a web browser window with the URL `localhost:3000/admin/tasks`. The application has a dark green sidebar on the left with the following navigation items: **ACHIEVE IT**, **DASHBOARD**, **LEARNING MODULES**, **TASKS**, **GOALS**, and **LOANS**. The main content area features a **New Task** button and a dropdown menu currently set to **Quinton**. Below this, the text **Current Child: Quinton** is displayed. The interface is divided into three sections:

- Assigned Tasks:** A table with columns **TITLE**, **DESCRIPTION**, and **REWARD**. It contains one row: 

TITLE	DESCRIPTION	REWARD
Clean Room		10
- Pending Tasks:** A table with columns **TITLE**, **DESCRIPTION**, and **REWARD**. It contains one row: 

TITLE	DESCRIPTION	REWARD
Mow lawn	do around around bushes	50
- Completed Tasks:** A table with columns **TITLE**, **DESCRIPTION**, and **REWARD**. It contains two rows: 

TITLE	DESCRIPTION	REWARD
Mow Lawn	do good kid	25
Spring Cleaning	pick up all the sticks in the yard	20



# Achieve It Client Loans

The screenshot shows a web browser window with the URL `localhost:3005/admin/loans`. The page title is "Loans" and includes a "Switch to Child View" button and a "Log In" button. A "New Loan" button is visible in the top left. A dropdown menu is set to "Quinton".

## Quinton

### Current Loans

AMOUNT LENT	RATE	TOTAL OWED	DUE DATE
20	0	20	2020-04-07

### Paid Loans

AMOUNT LENT	RATE	TOTAL OWED	DUE DATE
-------------	------	------------	----------

Summary Tasks Settings © 2020 MSUFCU Achieve It



# What's left to do?

---

- Make UI polished looking
- Ensure a quality cross-platform experience



# Questions?

---

?

?

?

?

?

?

?

?

?

