

**MICHIGAN STATE**  

---

**U N I V E R S I T Y**

# Beta Presentation

## Secretary of State (SoS) Robot

The Capstone Experience

Team Auto-Owners

Joey Baum

Richard Hutchins

Brian Jean

Adam Leyrer

Tiezheng Shao



*From Students...  
...to Professionals*

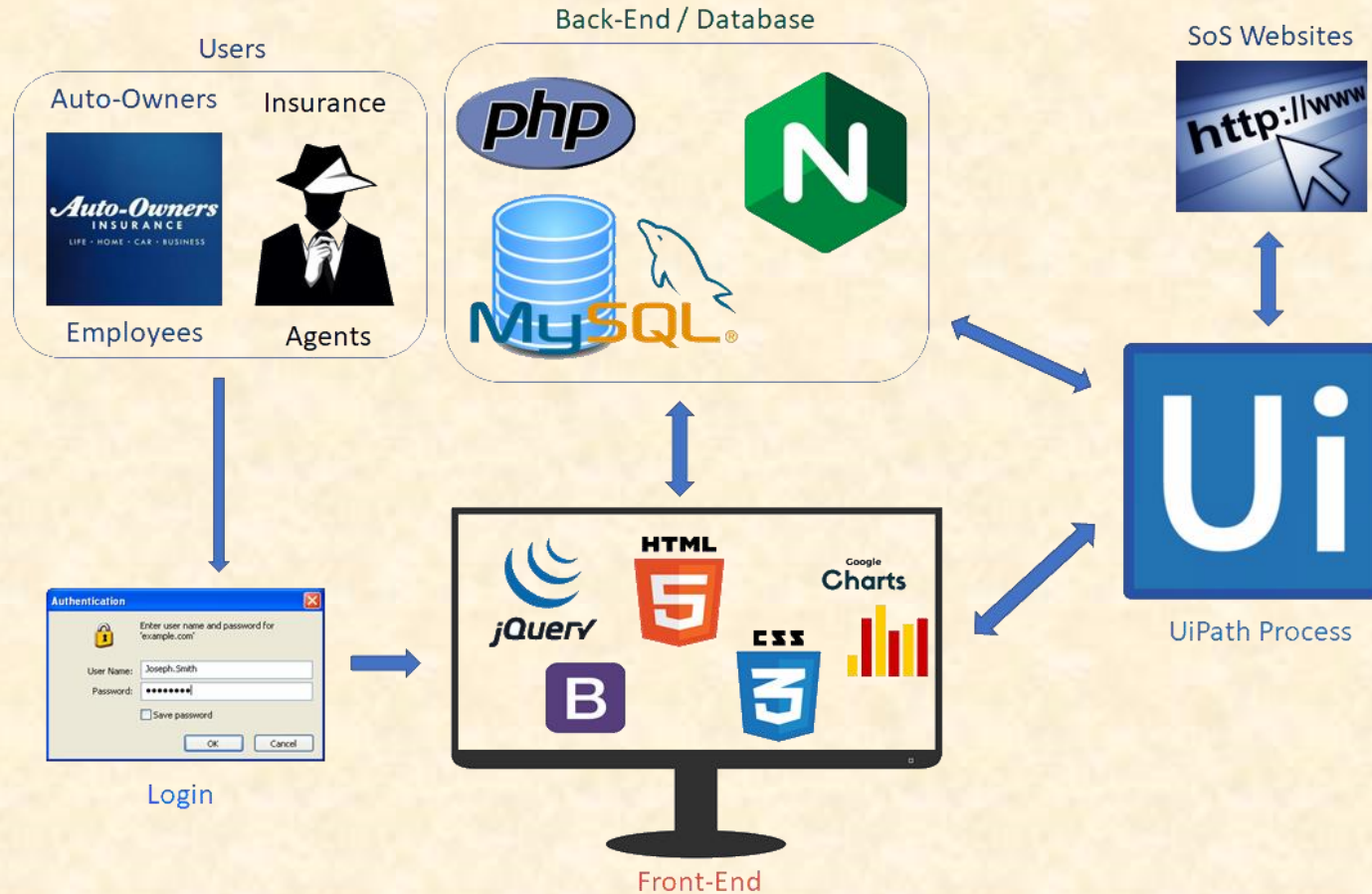
Department of Computer Science and Engineering  
Michigan State University  
Spring 2019

# Project Overview

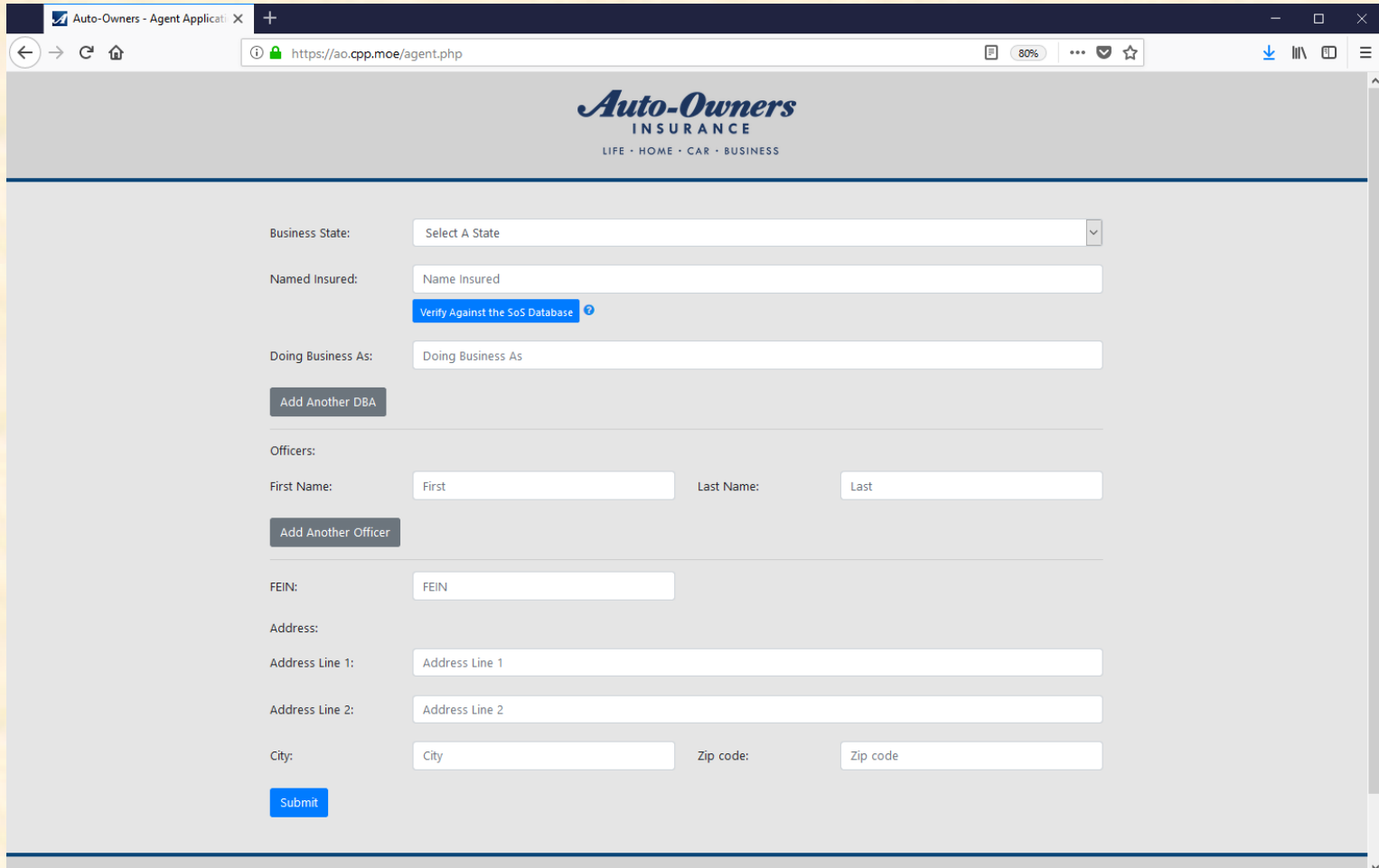
---

- Expedite Worker's Compensation Insurance Application Submission
- Reconcile Business Name Against Secretary of State
- Utilize Software Robots
- Provide Reporting Dashboard with Metrics

# System Architecture



# Agent Page



The screenshot shows a web browser window with the URL `https://ao.cpp.moe/agent.php`. The page header features the **Auto-Owners INSURANCE** logo and the text **LIFE • HOME • CAR • BUSINESS**. The main content area is a form with the following fields and controls:

- Business State:** A dropdown menu with the text "Select A State".
- Named Insured:** A text input field with the placeholder "Name Insured". Below it is a blue button labeled "Verify Against the SoS Database".
- Doing Business As:** A text input field with the placeholder "Doing Business As". Below it is a grey button labeled "Add Another DBA".
- Officers:** A section with two text input fields: "First Name" (placeholder "First") and "Last Name" (placeholder "Last"). Below them is a grey button labeled "Add Another Officer".
- FEIN:** A text input field with the placeholder "FEIN".
- Address:** Two text input fields: "Address Line 1" and "Address Line 2".
- City:** A text input field with the placeholder "City".
- Zip code:** A text input field with the placeholder "Zip code".

A blue "Submit" button is located at the bottom left of the form area.



# Underwriter Application Queue

The screenshot shows a web browser window with the URL <https://ao.cpp.moe/underwriter.php>. The page header features the Auto-Owners Insurance logo and the text "LIFE · HOME · CAR · BUSINESS". Below the header, the page title is "Recent Applications - 55". There is a search bar and a "Show 10 entries" dropdown menu. The main content is a table with columns for ID#, Business Name, State, FEIN, and View. The table lists 8 applications, each with a "View" button. At the bottom of the table, it says "Showing 1 to 10 of 55 entries" and has "Previous" and "Next" navigation buttons. A "Sign Out" button is located at the bottom center of the page.

ID#	Business Name	State	FEIN	View
46	CITY OF PHOENIX MUNICIPAL CENTER CORPORATION	Arizona	02004319	<a href="#">View</a>
47	Alaska Boat and Kayak,LLC	Colorado	87783D	<a href="#">View</a>
48	CAR RENTAL, INC	Missouri	00382097	<a href="#">View</a>
52	The Shoe Bar, Inc.	Alabama	047-6034	<a href="#">View</a>
53	AAA MountainWest, Inc.	Alaska	126497	<a href="#">View</a>
54	FISH,LLC	Connecticut	0638713	<a href="#">View</a>
55	A Forest Acre Inn LLC	Alaska	10064403	<a href="#">View</a>
56	GENETIX MEDIA LLC	Michigan	801965944	<a href="#">View</a>



# Underwriter Application View

**Auto-Owners**  
INSURANCE  
LIFE • HOME • CAR • BUSINESS

### Application Information

[Return to App](#) [Edit](#)

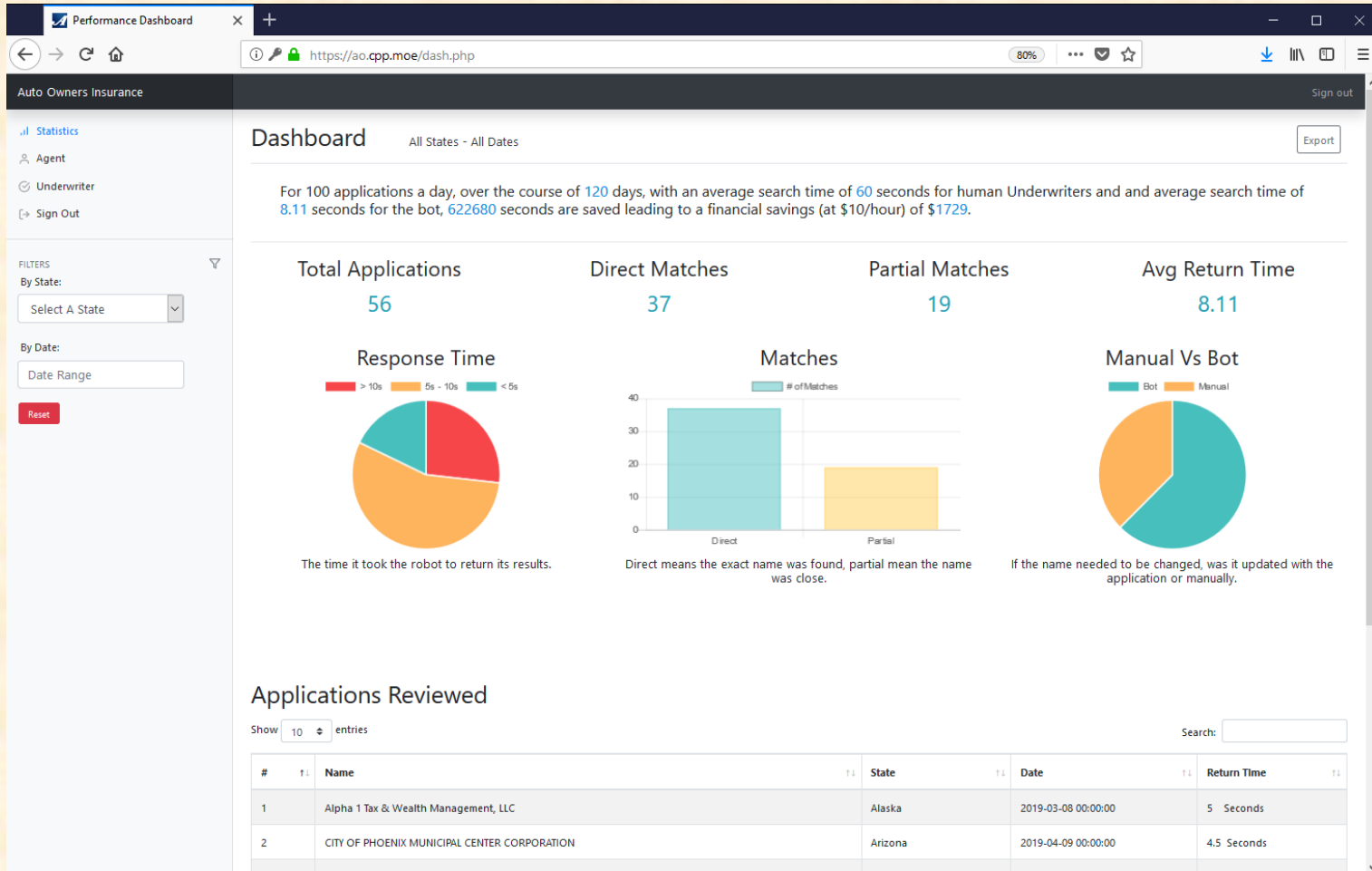
<b>Business State:</b>	Arizona	<b>FEIN:</b>	02004319	<b>App ID:</b>	46
<b>Name Insured:</b>	CITY OF PHOENIX MUNICIPAL CENTER CORPORATION			<b>Agent Searched:</b>	No <a href="#">?</a>
<b>Doing Business As:</b>	CITY OF PHOENIX				
<b>Address Line 1:</b>	123456 Fake Address Lane				
<b>Address Line 2:</b>	Apt 7B				
<b>City:</b>	Phoenix	<b>Zip Code:</b>	567890		

[Continue the Application](#) [Visit the SoS Site](#) [Display Results](#) [Run the Robot](#)

Save Previous Results

[Sign Out](#)

# Softbot Statistics Dashboard



# What's left to do?

---

- Stylistic changes to be determined after demo to client
- Tweak cost savings algorithm after demo to client





# Questions?

---

?

?

?

?

?

?

?

?

?

