



Alpha Presentation

Plant Capacity Planning Tool

The Capstone Experience

Team Atomic Object

Alec Gillis

Zach Skrobot

Simi Dias

Alex McLaughlin

Shengtong Jin



*From Students...
...to Professionals*

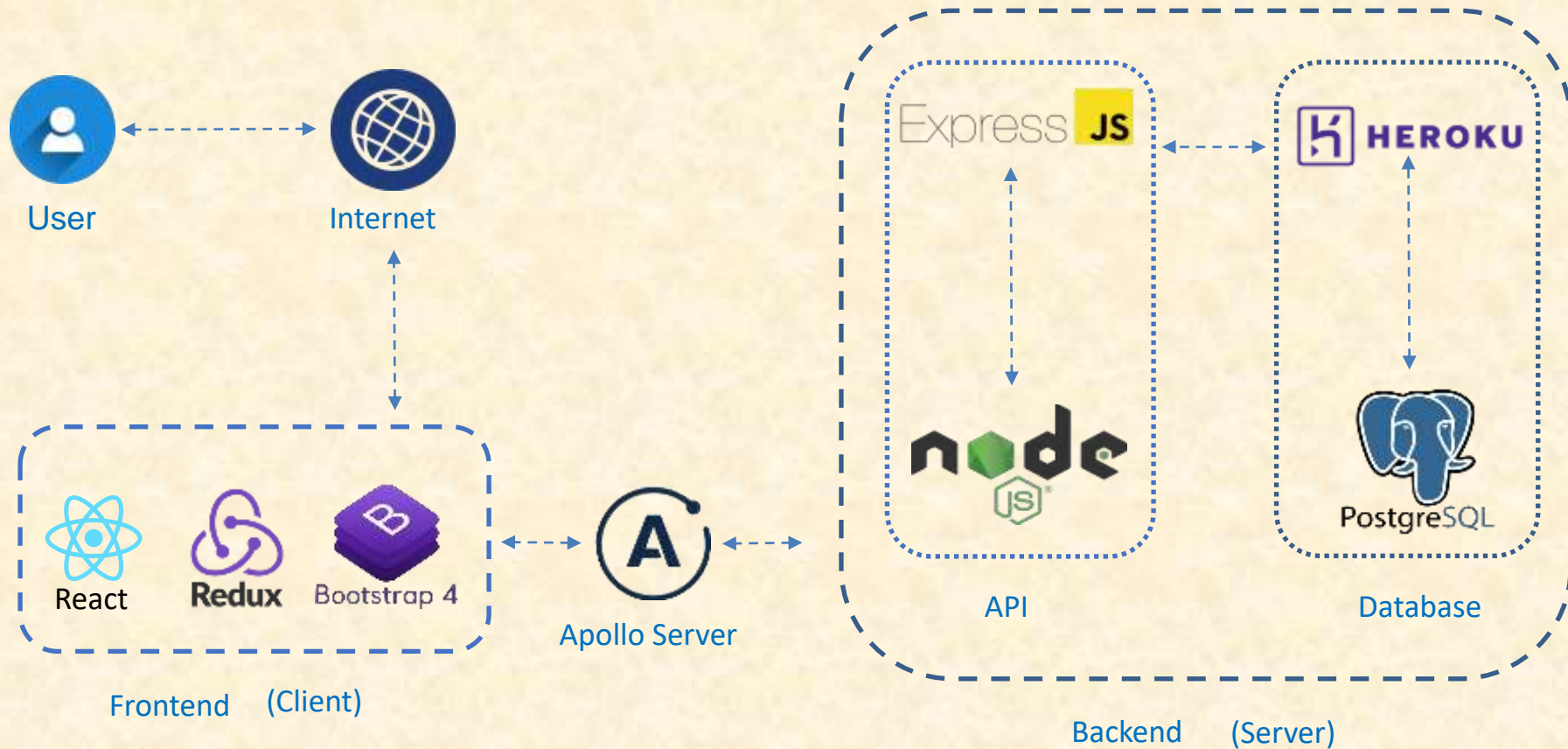
Department of Computer Science and Engineering
Michigan State University
Fall 2020

Project Overview

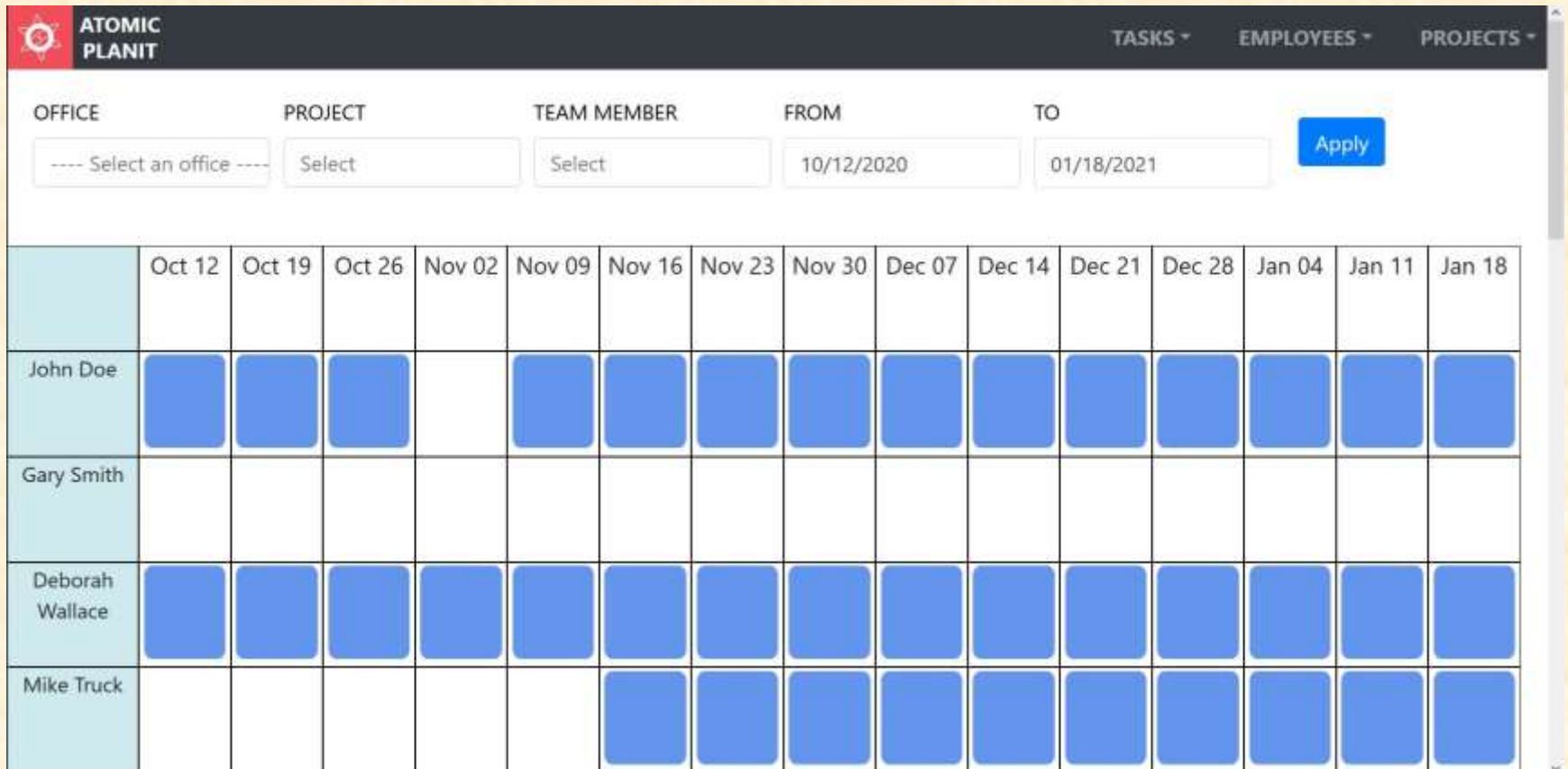
- PlanIt is a capacity planning tool used to manage project teams and allocate resources.
- The timeline view allows you to quickly visualize how your workforce is allocated.
- Simple edits can be made by using the modals.




System Architecture



Timeline View



Timeline Filters

 **ATOMIC PLANIT**

TASKS ▾EMPLOYEES ▾PROJECTS ▾

OFFICE

Grand Rapids ▾

---- Select an office ----

PROJECT

Project Planner - Acme ▾

Select

TEAM MEMBER

Jackie C ▾Peter H ▾

Select

FROM

10/12/2020

TO

01/18/2021

Apply

	Oct 12	Oct 19	Oct 26	Nov 02	Nov 09	Nov 16	Nov 23	Nov 30	Dec 07	Dec 14	Dec 21	Dec 28	Jan 04	Jan 11	Jan 18
John Doe															
Gary Smith															
Deborah Wallace															
Mike Truck															

Modal Box: Add an Employee

The screenshot displays the ATOMIC PLANIT application interface. At the top, there is a navigation bar with the logo and tabs for TASKS, EMPLOYEES, and PROJECTS. Below this is a header section with filters for OFFICE, PROJECT, TEAM MEMBER, FROM, and TO, along with an Apply button. The main area features a calendar grid with team members listed on the left: John Doe, Gary Smith, Deborah Wallace, and Mike Truck. The calendar shows dates from October 12 to January 18. An 'Add An Employee' modal box is open in the center, containing the following fields and buttons:

- ADD AN EMPLOYEE** (Modal Title)
- FIRST NAME**: Angela
- LAST NAME**: Michaels
- OFFICE**: 1. Grand Rapids
- Buttons**: Submit, Cancel

Modal Box: Add a Project

The screenshot shows the 'Add A Project' modal box overlaid on the ATOMIC PLANIT application interface. The modal box has a red header and contains the following fields and controls:

- PROJECT NAME:** A text input field containing the text 'Plant'.
- CLIENT:** A dropdown menu showing 'Atomic'.
- PROJECT COLOR:** A color picker interface with a blue color selected. Below the color picker is a hex color input field containing '#2451F0' and a 'HEX' label.
- PROJECT SOLD:** A checkbox that is checked.
- Buttons:** 'Confirm' and 'Cancel' buttons at the bottom of the modal.

The background application interface includes a header with the 'ATOMIC PLANIT' logo and navigation tabs for 'TASKS', 'EMPLOYEES', and 'PROJECTS'. Below the header is a table with columns for 'OFFICE' and 'PROJECT'. The 'OFFICE' column has a dropdown menu with 'Select an office' and a 'Select' button. The 'PROJECT' column has a dropdown menu with 'Select' and an 'Apply' button. The table rows list employees: John Doe, Gary Smith, Deborah Wallace, and Mike Truck, with columns for dates: Oct 12, Oct 19, Oct 26, Dec 28, Jan 04, Jan 11, and Jan 18.

What's left to do?

- Slack Integration
- Filter timeline functionality
- Click and drag functionality
- Assignments data structure
- Multiple colors of tiles
- Multiple tiles per cell
- Finalize styling



Questions?

?

?

?

?

?

?

?

?

?