

MICHIGAN STATE
UNIVERSITY

Beta Presentation

Product Development Portfolio and Planning

The Capstone Experience

Team DRIVEN-4

Dan Tinsman
Kevin Kye
Hassan Tarar
Athena Zhang
Kyle Forbes



From Students...
...to Professionals

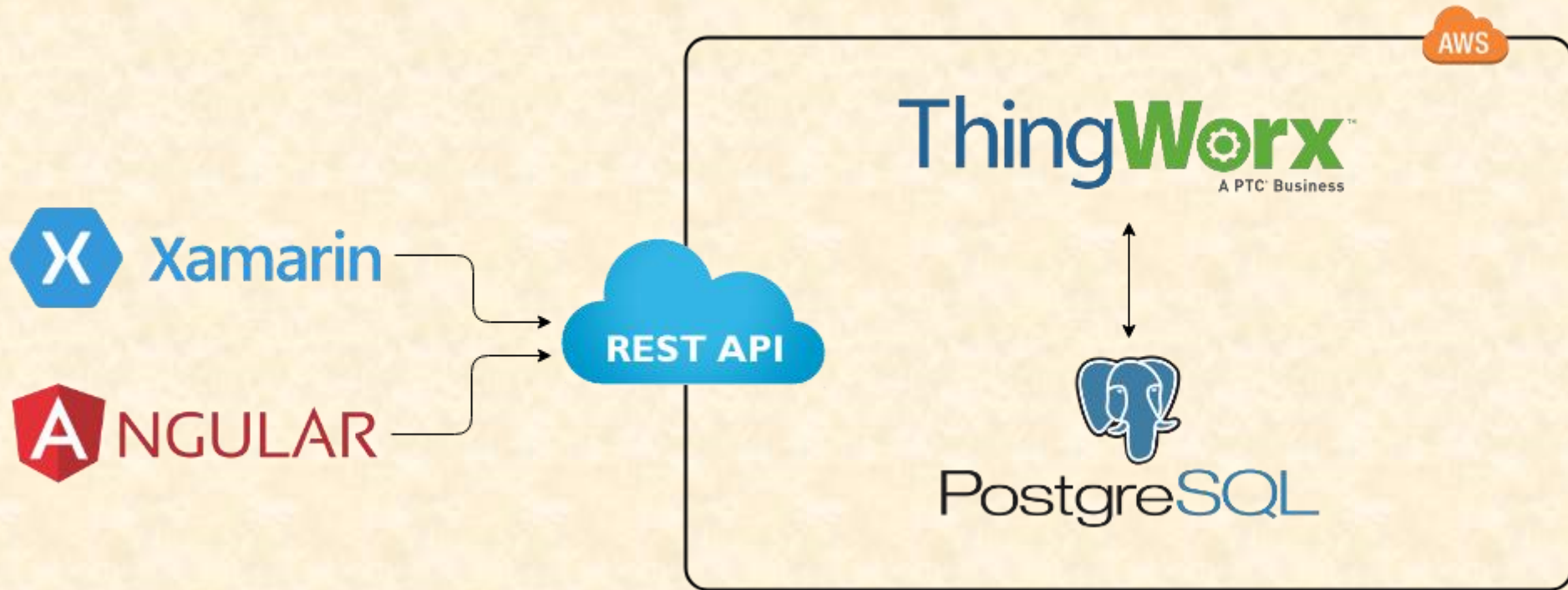
Department of Computer Science and Engineering
Michigan State University
Spring 2019

Project Overview

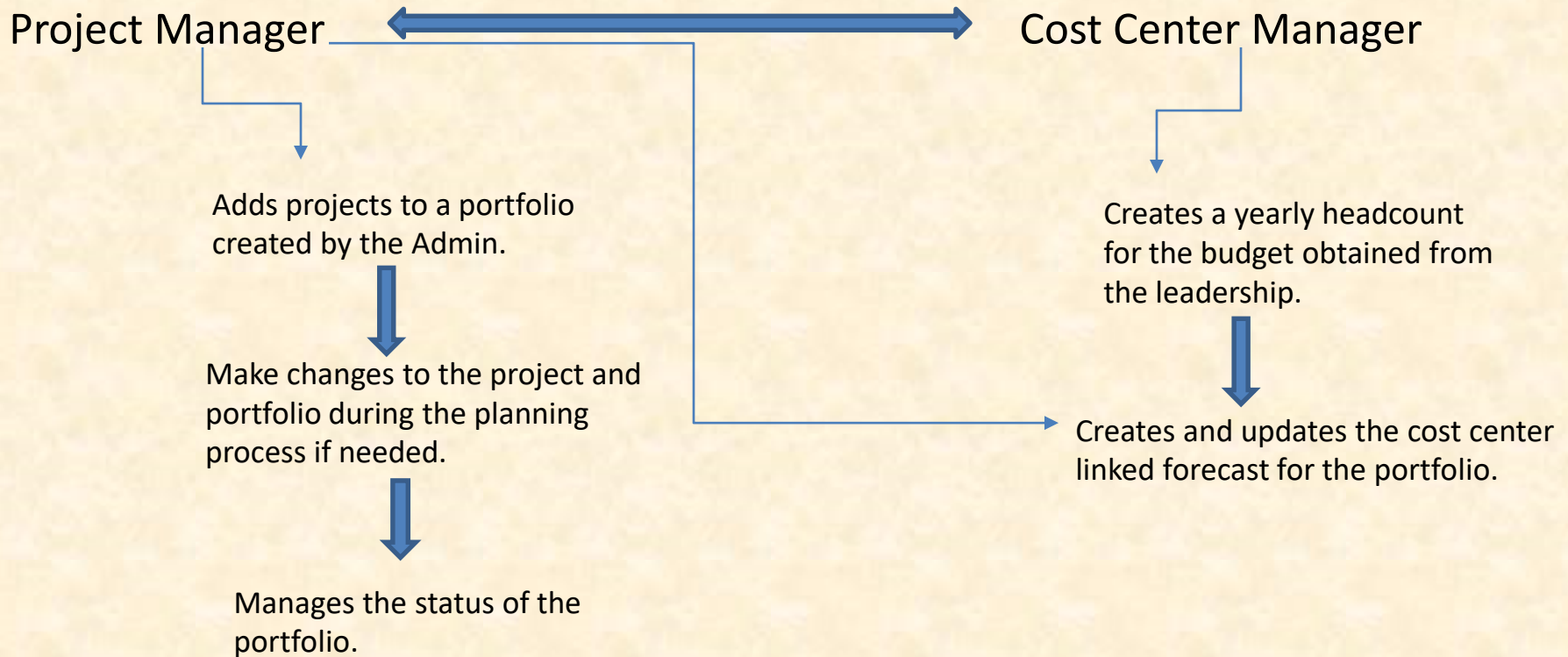
- Gives an overview of portfolios that contain multiple projects.
- Provides graphs to view project plan forecast.
- Allows managers to track execution of a project to ensure timely completion and also keep track of resources/capacity.
- Allows project manager to define and baseline an interactive 10-year product plan.
- Allows employees to log their weekly hours.



System Architecture



Process Flow



- The Cost Center and Project Manager interact with each other through the system to agree on a forecast.
- Once all the above processes are done, the Project manager executes the portfolio and track its execution.



Web View Portfolios

Product And Portfolio Manage

localhost:4200/viewPortfolios

☆

DRIVEN-4

Home JohnAnderson@DRIVEN-4.com Log Out

View Portfolios

Choose Portfolio Year

2019

2020

2021

2023

Choose Portfolio

One

Four

Portfolio 1

2019 Active Portfolio

Project Details

- Project Name: Interior Design
- Project Name: Stress Testing
- Project Name: Materials Experiments

Cost Center Forecast

Audit Trails

Track Execution

Web Cost Center Forecast

Product And Portfolio Manager

localhost:4200/costCenterForecast

DRIVEN-4

Home JohnAnderson@DRIVEN-4.com Log Out

Cost Center Forecast

Add New Project

Interior Design

Add New Department

Materials Lab

Add Role

Technician

\$100

164	164	182	197	187	190	197	195	166	169	193	161	Expense
168	176	170	175	172	171	178	174	160	160	165	190	Capital

Stress Testing

Add New Department

Materials Lab

Add Role

Engineer

\$200

165	160	197	188	180	189	187	184	160	166	167	176	Expense
180	198	200	200	172	182	192	165	160	160	160	160	Capital

Technician

\$110

187	199	190	197	167	176	178	165	176	165	166	176	Expense
168	176	170	175	172	171	178	174	160	160	165	190	Capital

Materials Experiments

Add New Department

Materials Lab

Add Role

Engineer

\$200

164	164	182	197	187	160	165	161	162	163	187	179	Expense
160	165	178	189	177	167	165	160	160	160	178	161	Capital


Project Contractor

\$145

178	167	165	198	200	200	200	200	198	178	167	187	Expense
198	200	167	165	178	192	191	190	178	189	187	166	Capital

Submit

Cancel

The Capstone Experience


Team DRIVEN-4 Beta Presentation

8

Web Audit Trail

Product And Portfolio Manager

localhost:4200/viewUpdates

DRIVEN-4

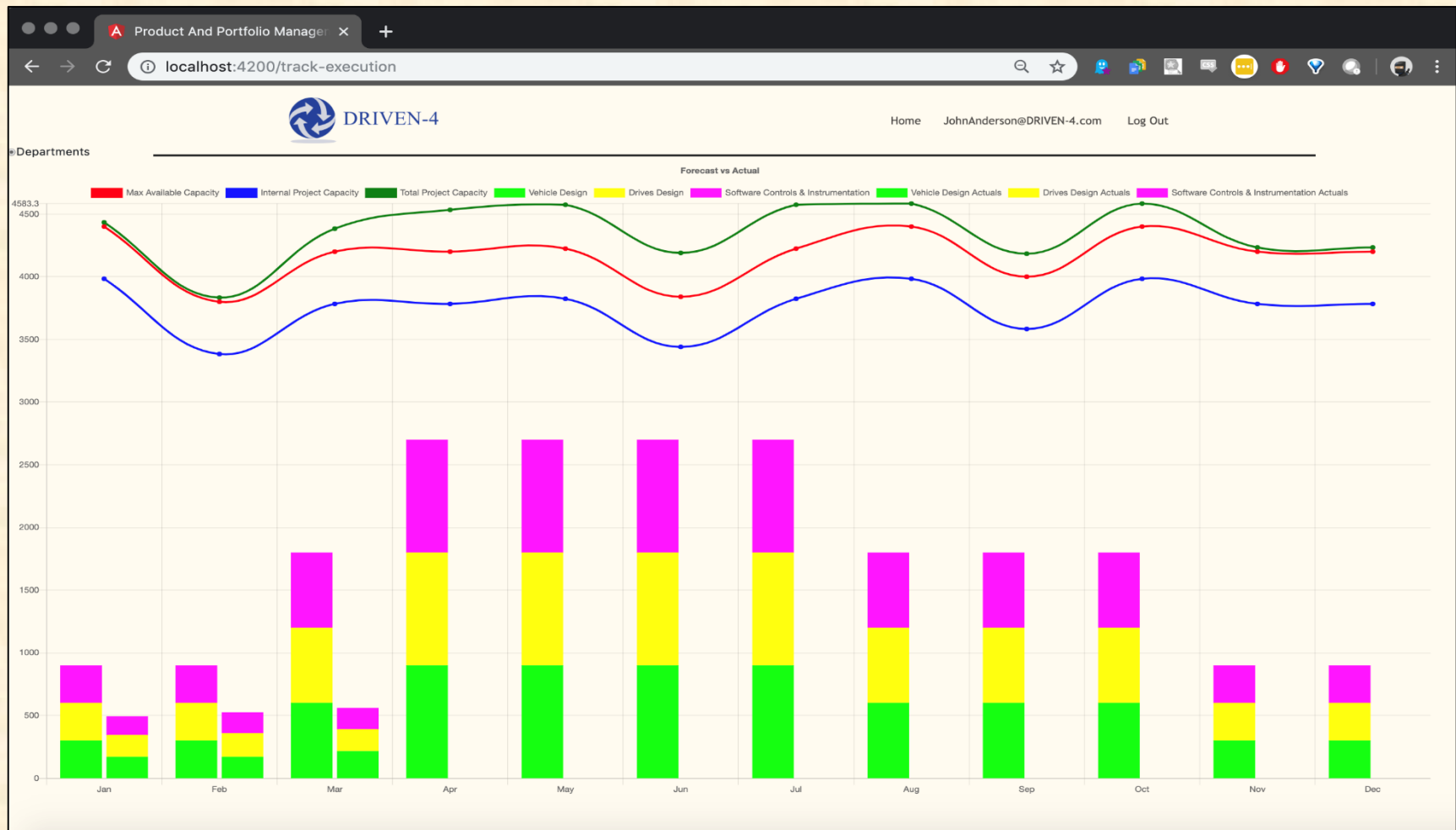
Home

JohnAnderson@DRIVEN-4.com

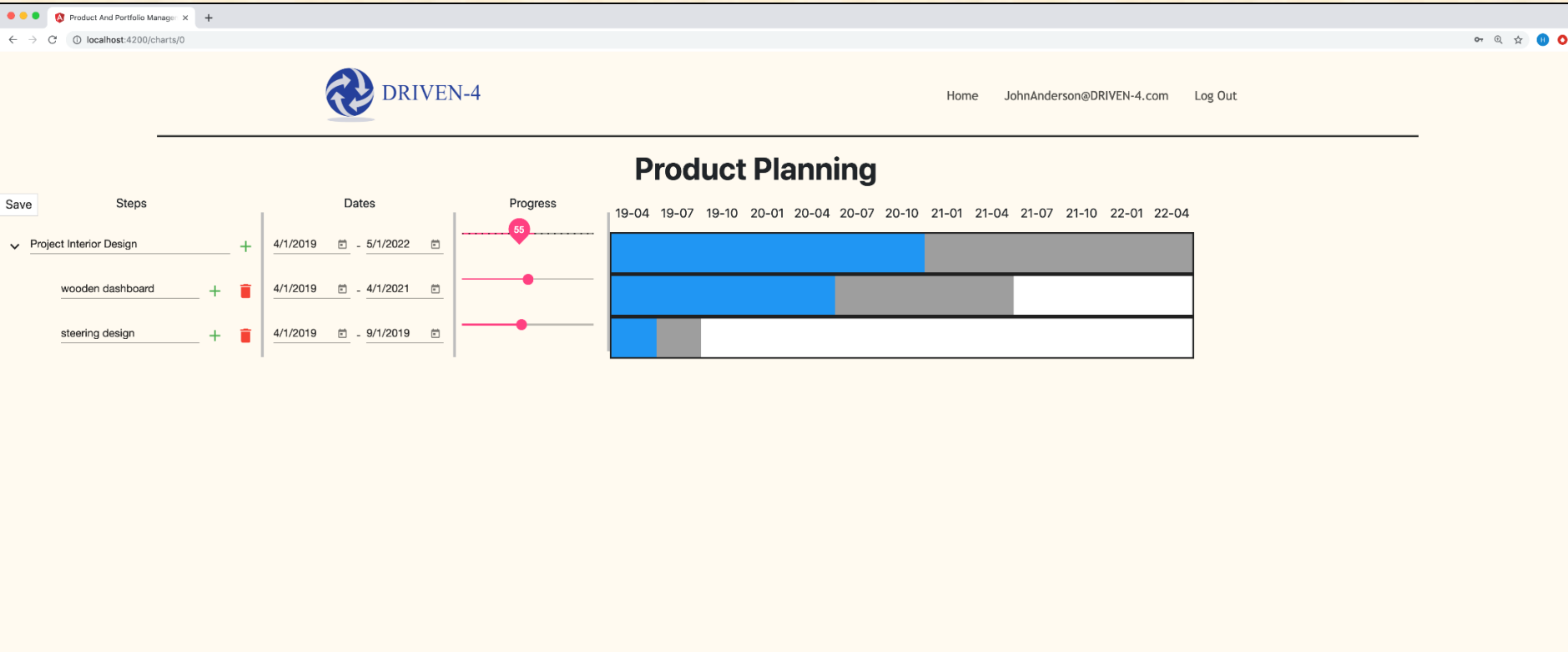
Log Out

Portfolio: 2019 Active Portfolio	Current for Budget Date: 2019
2019-03-31 04:43:48 JohnAnderson@DRIVEN-4.com	
Project:Materials Experiments Department:Materials Lab Role:Engineer changed January Expense from 164 hours to 190 hours	
Project:Materials Experiments Department:Materials Lab Role:Project Contractor changed July Capital from 191 hours to 188 hours	
Project:Stress Testing Department:Materials Lab Role:Technician changed January Expense from 187 hours to 180 hours	
Project:Interior Design Department:Materials Lab Role:Technician changed January Expense from 164 hours to 178 hours	

Web Track Execution Graph



Web Gantt Chart



Mobile Track Execution And Timesheet



Timesheet

18-Feb-2019

PROJECT	Su	Mo	Tu	We	Th	Fr	Sa
Project2	0	2	7	2	4	7	0
Project3	0	4	4	3	2	5	0

Switch to Capital ☒ Total: 40 Hours [Submit](#)



What's left to do?

- Improve the UI of the application.
- Code Cleanup.
- Overall testing of the web and mobile app to identify any bugs.

Questions?

?

?

?

?

?

?

?

?

?

