

# 09/05: Project Plan

## The Capstone Experience

Dr. Wayne Dyksen

Department of Computer Science and Engineering

Michigan State University

Fall 2012



*From Students...  
...to Professionals*

# Project Plan

---

## ➤ Functional Specifications

- Design Specifications
- Technical Specifications



# Functional Specifications

- What does it do?  
(Not “how” does it do it?)
  - What’s the problem?
  - What’s your solution?
- Short List of Features
- Not Necessarily Complete
- Starting With
  - Shared Vision?
  - No Formal Documents?
  - Minimal Documents?
  - Incomplete Problem Statement?
- Understandable by End User
- Initial Problem Statement
- Usually Refined



# Functional Specifications

- Auto-Owners
  - Make Electronic Deposits Into Annuity Accounts
  - By Annuity Policyholder, Family, and Friends
  - Via Web Apps, Both Classic and Mobile
- Meijer
  - Page IT Team Members
  - Via Web App
  - To Address Computer System Issues
- Spectrum Health
  - Manage Shortages of Key Medications
  - Chose Best Course of Action
    - Weather the Shortage
    - Seek Additional Stock from the Grey Market
    - Swap the Medication for an Alternative

Understandable  
by End User



# Functional Specifications

## Interactions With Your Client

---

- Derived With/From Client
- Documented For Client
- Presented to Client
- Agreed Upon With Client
- Your Job to Capture the Client's Intent!

# Project Plan

---

- ✓ Functional Specifications

- Design Specifications

- Technical Specifications

# Design Specifications

- How does it look and feel?
- Includes
  - “Business” Process Flow
  - Use Cases
  - Screen Mockups
  - Data Flow Diagrams
  - Data Organization
  - Etc...
- Identifies All the Parts and Their Interactions
- (Mostly) Understandable by End User
- Usually Refined



# Design Specifications

- GE Aviation
  - Intuitive, Easy-to-Use Interface
  - Interactions
    - Translation, Scaling and Rotation
    - Geo-Located Touch Sensitivity
  - Fast and Efficient Image Processing
    - Manipulation Algorithms
    - Data Caching
- Mozilla
  - Decluttered View
  - Dimmed or Removed Irrelevant Content
  - Styled Reading Content
- Quicken Loans
  - Multimedia Notes
  - Four Primary Inputs
    - On-Screen Keyboard
    - Free Form Drawing
    - Photo and/or Camera
    - Audio
  - Incorporate Metadata

Mostly  
Understandable  
by End User



# Screen Mockups

- User Interface Only
  - Shows Layout, Buttons, Pull-Downs, Etc...
  - Non-Functional
  - No Back End
- Helpful for Developing
  - Functional Specifications
  - Look-and-Feel
  - Use Cases
- Can Create with...
  - Pencil and Paper
  - PowerPoint (Developer View)
  - Photoshop
  - Etc...

# Screen Mockups

---

- “Use” with Clients
  - Show to Clients
  - Go Through Use Cases with Clients
- “Cruder” may be better.
  - What?
  - Why?



# Screen Mockups Example

Orientation

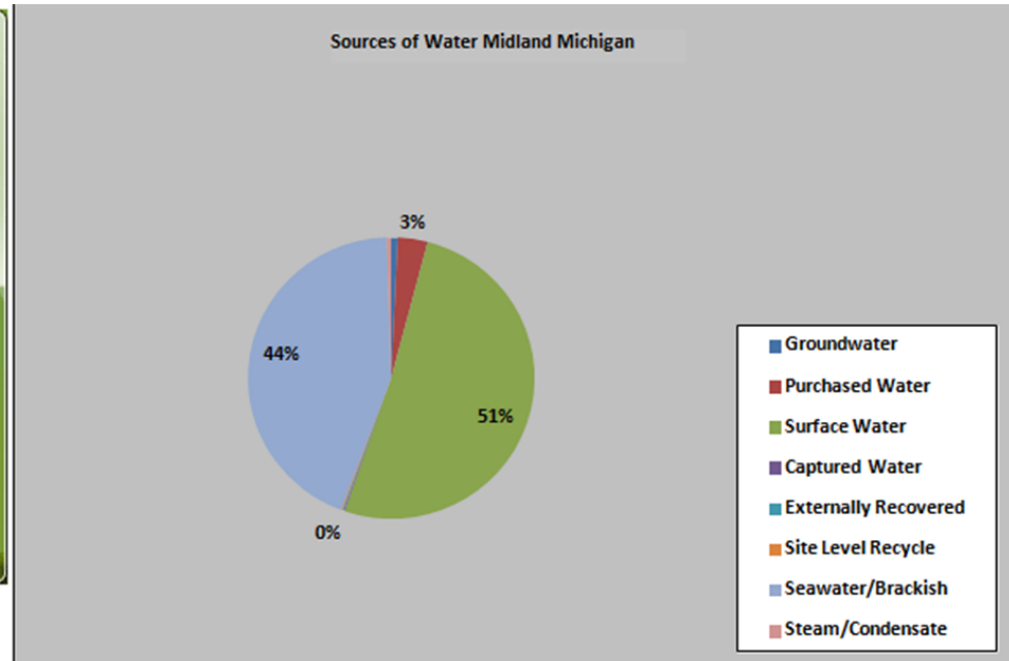
Production/Intake Type  
Water Intake

Year  
2005

Chart Type  
Pie Chart

Add New Site Remove Site

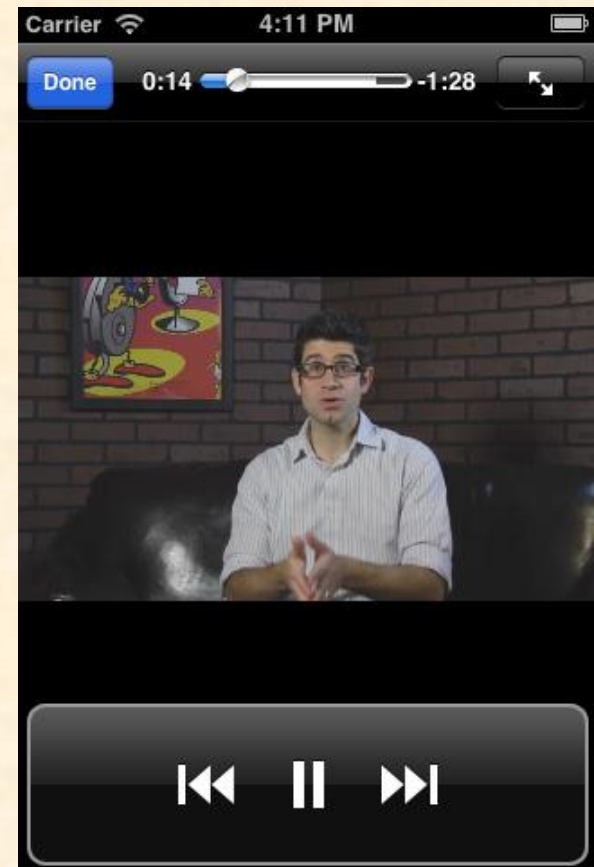
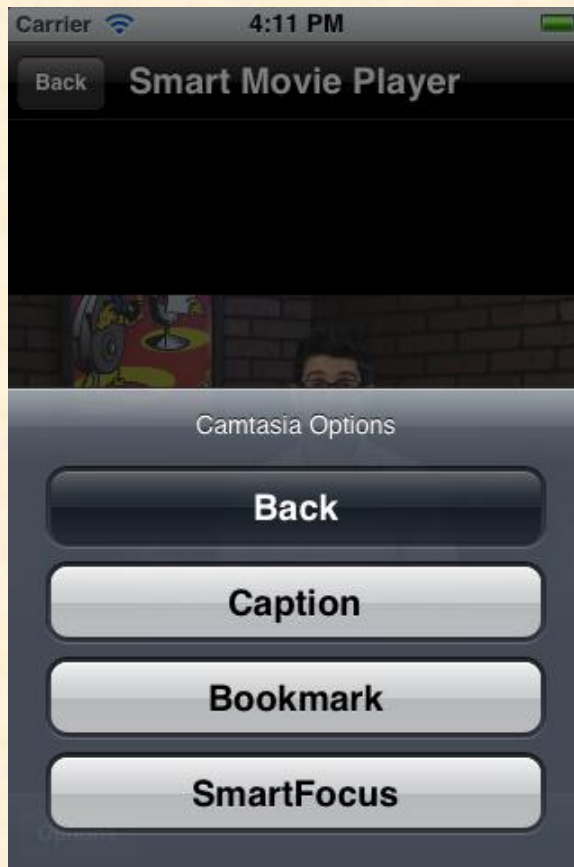
Sites  
MIDLAND OTHER. MI



Row Labels	Sum of 2005
MIDLAND OTHER, MI	34097
Freshwater One Pass Cooling	4011
Potable Water	4011
Process Water	4011
Purchased Water	4013
Steam/Condensate	4011
Steam/Condensate Production	4011
Surface Water	6018
Transfer to Third Party	4011
Grand Total	34097



# Screen Mockup Example



# Design Specifications

## Interactions With Your Client

---

- Derived With/From Client
- Documented For Client
- Presented to Client
- Agreed Upon With Client
- Your Job to Capture the Client's Intent!



# Project Plan

---

✓ Functional Specifications

✓ Design Specifications

➤ **Technical Specifications**



# Technical Specification

- How does it do it?
- Identifies All the Parts and Their Interactions
- Everything a Developer Needs to Write the Code
- Includes Things Like...
  - Overall System Architecture
  - Machine Architectures
  - Software Technologies
  - Production Environments
  - Development Environments
  - SDK's (Software Development Kits)
  - Network Topology
  - Database Schema
  - Continued...

# Technical Specification

- Includes Things Like...
  - Object Models and Class Diagrams
  - UML Diagrams
  - Pseudo Code
  - Function Prototypes
  - Schedule
  - Test Plan
  - Risk Analysis
  - Etc...
- Probably Not Understandable by End User
- Usually Refined

# Technical Specifications

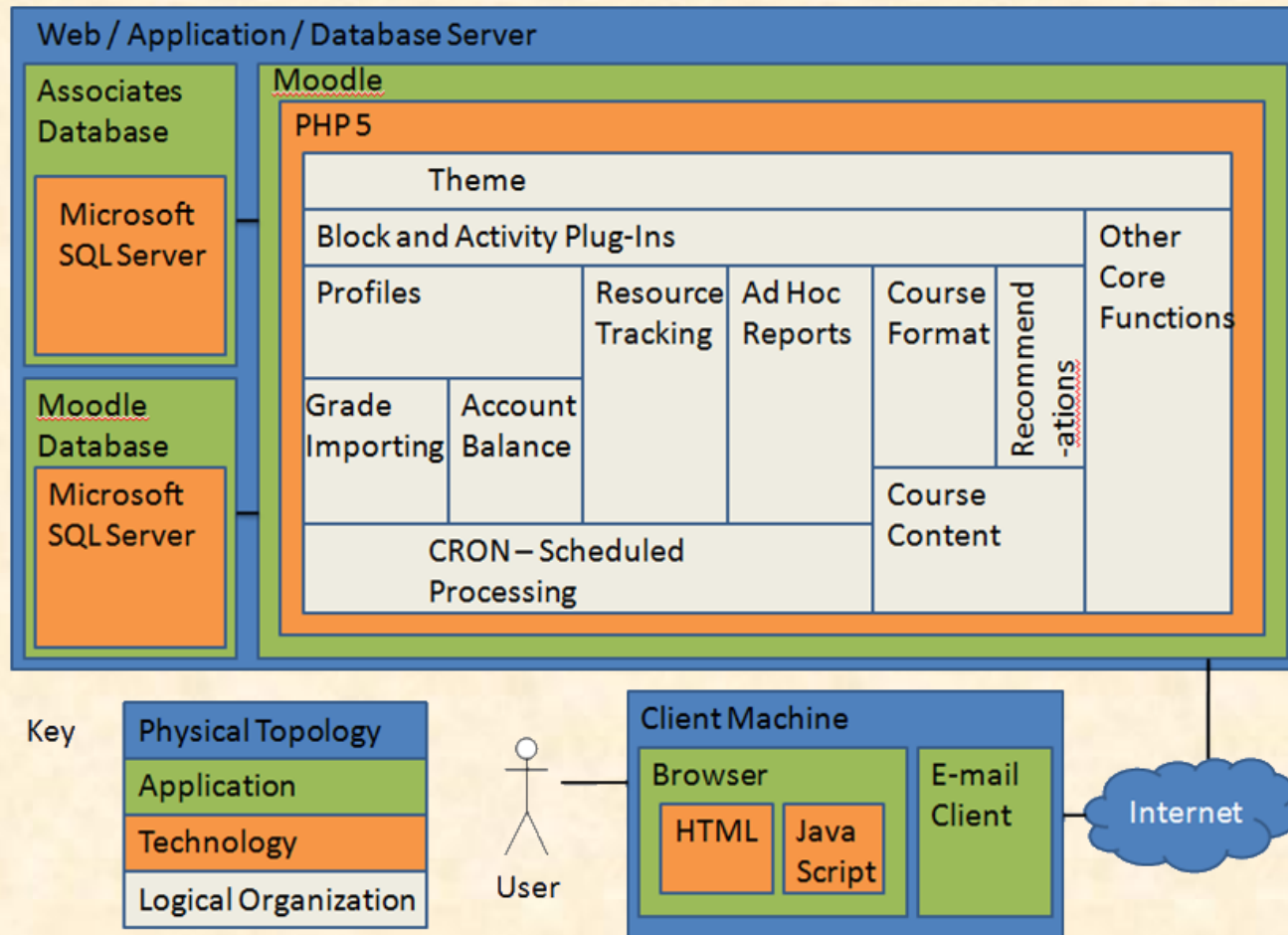
- Boeing
  - HTML5
  - JavaScript and JSON (JavaScript Object Notation)
  - Blender (3D Modeling)
  - OpenGL and WebGL
  - DIS (Distributed Interactive Simulation) and WebSockets
- Google
  - Java
  - Android SDK
  - Google App Engine
  - Google Chart Tools
  - Google Protocol Buffers
- Whirlpool
  - CSS, HTML
  - PHP or .NET
  - JavaScript, JSON (JavaScript Object Notation)
  - Java
  - Microsoft SQL Server
  - RESTful Web Services

Probably Not  
Understandable  
by End User

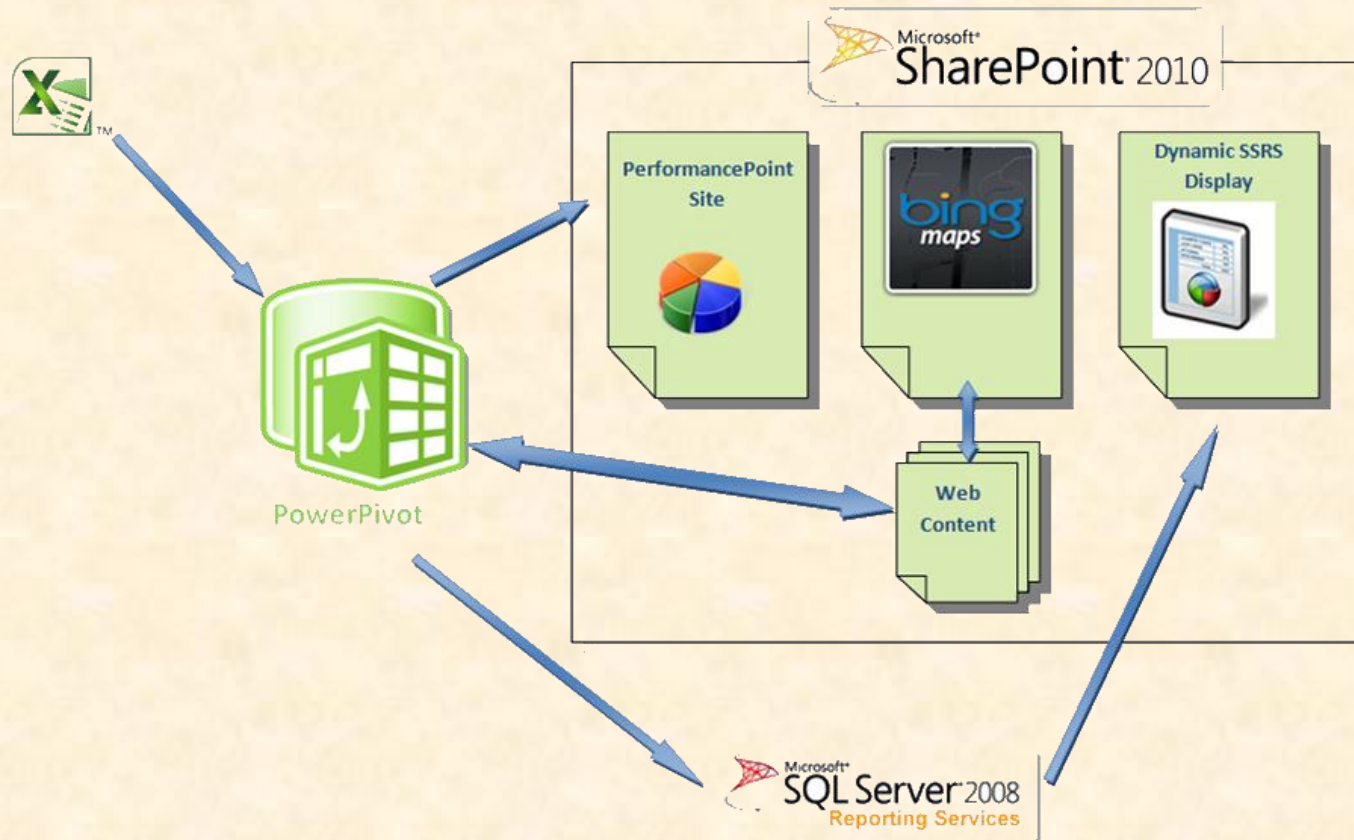


# System Architecture Example

Auto-Owners Insurance Enterprise Learning Management System Architecture Diagram



# System Architecture Example



# Approach

- Break Big Problems Into Smaller Problems
- Identify Constraints
- Identify “Risks”—Things You Don’t...
  - ...Know
  - ...Understand
  - ...Know How To Do
- Consider Tradeoffs
- Select Appropriate Technologies
- Identify Core Features for a Prototype



# Technical Specifications Interactions With Your Client

---

- Derived With/From Client
- Documented For Client
- Presented to Client
- Agreed Upon With Client
- Your Job to Capture the Client's Intent!

Cannot be emphasized enough!

# Project Plan Summary

---

- Specifications
  - Functional: What does it do?
  - Design: How does it look and feel?
  - Technical: How does it do it?
- Testing Plan
- Schedule

# How To's


(1 of 4)

- Quickly identify...
  - ...what you don't know,
  - ...what you don't understand, and
  - ...what you don't know how to do.
- Conceptually...
  - Start with functional specifications.
    - Get agreement with client.
    - Include as first part of project plan.
  - Do design specifications.
    - Get agreement with client.
    - Include as 2nd part of project plan.
  - Do technical specifications.
    - Get agreement with client.
    - Include as 3rd part of project plan.
  - Do schedule.
  - Do development, testing, and deployment.
- In CSE498, must do all three in parallel (and iterate).



# How To's

(2 of 4)

- Approach
  - Make Skeleton Document Immediately
    - Will Get You Organized and Focused
    - Include “Under Construction” Sections (Totally Empty)
  - Develop In Parallel When Possible But...
    - Complete Functional First
    - Complete Design Second
    - Complete Technical Third
  - Refine As Needed
  - Assign Sections to Team Members
  - Share with Client
    - Ask For (Specific) Feedback  “Is this what you had in mind?”
    - Highlight What's New
    - Tricky Balance
      - ❖ Not Enough?
      - ❖ Too Much?



# How To's

(3 of 4)

- Schedule
  - Dictated by Course
  - See Major Milestones
    - 09/12: Status Report Presentations
    - 09/17: Project Plan Presentations
    - 10/15: Alpha Presentations
    - 11/05: Beta Presentations
    - 12/03: Project Videos
    - 12/05: All Deliverables
    - 12/06: Design Day Setup
    - 12/07: Design Day
  - Other Milestones By Educated Guesses
  - Track To It At Least Weekly at Triage Meetings
  - Revisit Often and Revise If Necessary
  - Delivery Slippage == Graduation Slippage



# How To's

(4 of 4)

- “Living Document”
  - Make Sure Your Project Plan Has...
    - Cover Page
    - Title
    - Table of Content
    - Page Numbers
    - Headers and Footers
    - Etc...
- (That is, make sure your plan looks professional.)




# Interactions With Client

- Client May Specify...
  - Requirements
    - Functional
    - Design
    - Technical Requirements
      - Operating Systems
      - Programming Languages and Environments
      - Web Technologies
      - Etc...
    - Legacy
  - Milestones
  - Etc...
- (You may explore and propose other ideas.)



# *Nota Bene:* Project Plan

- How many...
  - ...drafts will you write? Many.
  - ...drafts will you share with your client? A Couple.
  - ...final documents will you submit for CSE498? One
- Due Date
  - Noon, Monday, September 17
  - Less Than 2 Weeks  Panic!
- In Class Formal Presentations
  - September 17 – September 26
  - PowerPoint Template Provided



# Resources on the Web

- Other Links > Downloads

- Team Auto-Owners
- Team Meijer
- Team Spectrum Health

- Other Links > Online Resources

- W3 Schools
- iPhone Programming
- Apache Subversion
- Etc...

- High Resolution Sponsor Logo

[www.capstone.cse.msu.edu/2012-08/projects/<sponsor>/images/originals/sponsor-logo.png](http://www.capstone.cse.msu.edu/2012-08/projects/<sponsor>/images/originals/sponsor-logo.png)

[www.capstone.cse.msu.edu/2012-08/projects/auto-owners/images/originals/sponsor-logo.png](http://www.capstone.cse.msu.edu/2012-08/projects/auto-owners/images/originals/sponsor-logo.png)



# Project Plan

---

✓ Functional Specifications

✓ Design Specifications

✓ Technical Specifications

- Risks

- Prototypes

- Schedule

} Future Meetings



# What's ahead?

- Team Photos
  - Informal: After Meeting Today
  - Formal: After Each Project Plan Presentation
- Setup
  - Team Machines
    - Dell Server (Ask Meredith)
    - Apple iMac, MacBook Pro
  - Team Software
    - Web Server
    - Code Repository
    - SDK's
    - Etc.
- Think About Team Status Report

# What's ahead?

- Team Status Report Presentations
  - PowerPoint Template
  - Due Midnight, Tuesday, September 11
  - Email to Dr. D.
    - Subject: Team <Company Name>: Status Report  
Subject: Team Auto-Owners: Status Report
    - Attachment: team-<company-name>-status-report-presentation.ppt  
Attachment: team-urban-science-statue-report-presentation.ppt
- Dr. D. Will Combine Into Single PowerPoint
  - To Speed Things Up During Meeting
  - Do NOT Modify Master Slide Page
- Each Team Presents
  - Using Dr. D.'s Laptop
  - At Most 5 Minutes (Rehearse Timing)
  - Single or Multiple Presenters (Your Choice)



# 09/10: Risks and Prototypes

## The Capstone Experience

Dr. Wayne Dyksen

Department of Computer Science and Engineering  
Michigan State University

Fall 2012



*From Students...  
...to Professionals*