


Alpha Demonstration Enterprise Features for eCommerce

Team Terex
CSE 498, Collaborative Design

Nick Gregg
Ed Messing
Steve Wakeford

Department of Computer Science and Engineering
Michigan State University

Spring 2010

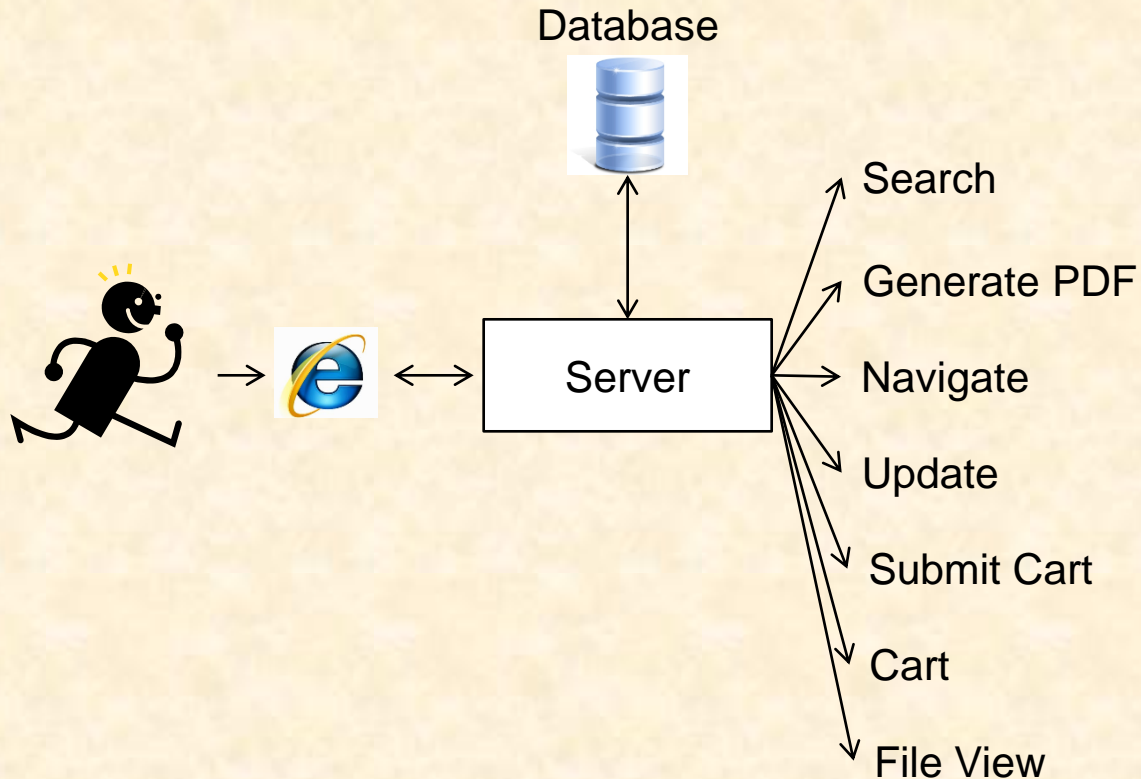





Project Overview

- Offline Version Of Terex eCommerce Site
 - Replicate Original UI
 - Lightweight
- ViewPane
- Generate PDF
- Advanced Search
- Synchronization
 - Update Database
 - Submit Orders

Architecture Illustrated



Screen Shot



PART NAME HERE - Mozilla Firefox

File Edit View History Bookmarks Tools Help

http://localhost:8080/Terex/index.jsp?partID=0804-0-034-A

Most Visited Getting Started Latest Headlines Capstone Triage Embedding Apache D...

Downloads ie7icon.jpg (JPEG Image, 307x267 pi... HTML Forms and Input PART NAME HERE Google Image Result for http://ww...

TEREX
CORPORATION

Example PDF Product Lines Cart

Search: Go

Current > Browse Catalog > Control Valve

Add to Cart

Order Pane:

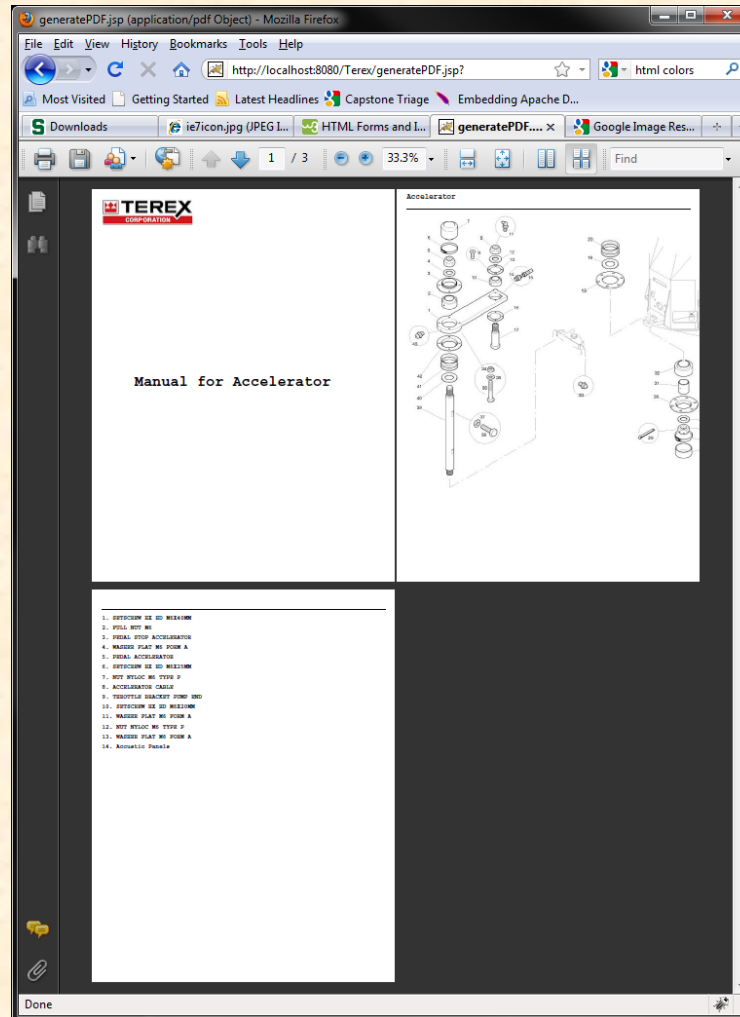
Part Number	Description	Required Qty	# of Units	Unit Price
<input type="checkbox"/> 1594-1395K	Seal Kit - NLA	-1	-1	0.0
<input type="checkbox"/> 1594-1395	CONTROL VALVE SINGLE SPOOL (195BAR)	-1	-1	0.0
<input type="checkbox"/> 1583-1514L	LEVER PIVOT BOX	-1	-1	0.0
<input type="checkbox"/> 1586-1249H	HANDLE ONLY	-1	-1	0.0
<input type="checkbox"/> RA277	SEAL BONDED 3/8 BSP	-1	-1	0.0
<input type="checkbox"/> W141Z	HYD UNION 1/2 BSPMX3/8 BSPM	-1	-1	0.0
<input type="checkbox"/> W141	"UNION 3/8" BSP M X 3/8" BSP M"	-1	-1	0.0
<input type="checkbox"/> 1594-1187	HYD HOSE 1/2X1/2 90/S 1420	-1	-1	0.0
<input type="checkbox"/> 1594-1415	HOSE ASSLY 3/8 3/8 90/135 0 2650	-1	-1	0.0
<input type="checkbox"/> 1594-1416	HOSE ASSLY 3/8 3/8 90/135 180 2650	-1	-1	0.0
<input type="checkbox"/> 090-92	SEAL BONDED 1/4INBSP	-1	-1	0.0
<input type="checkbox"/> Z96	"HYD UNION 1/4" BSP MALE X 1/2" BSP MALE"	-1	-1	0.0
<input type="checkbox"/> 1594-1418	HOSE ASSLY 1/2 1/2 90/90 270 2030	-1	-1	0.0
<input type="checkbox"/> 1594-1420	HOSE ASSLY 1/2 1/2 ST/90 1020	-1	-1	0.0
<input type="checkbox"/> MS33-70	BOLT HEX HEAD M10X70MM	-1	-1	0.0
<input type="checkbox"/> MS54-10	10MM FLAT WASHER	-1	-1	0.0
<input type="checkbox"/> MS51-10	NUT NYLOC M10 TYPE P	-1	-1	0.0
<input type="checkbox"/> 1583-1645	CONTROL VALVE MOUNTING PLATE	-1	-1	0.0
<input type="checkbox"/> MS127-10	WASHER S.C.R.S. M10 TYPE B	-1	-1	0.0
<input type="checkbox"/> MS43-35	SETSCREW HEX M10x35	-1	-1	0.0
<input type="checkbox"/> MS54-10	10MM FLAT WASHER	-1	-1	0.0
<input type="checkbox"/> 0804-0-040-ADash		-1	-1	0.0

View Pane:

bottom navigation (footer)

Done

Screen Shot



What's left to do?



- Launch script
- Synchronization
 - Update
 - Submit cart (research complete)
- Database
 - Correct part relations
 - Insert part instances table
- CGM related features
- Docubar