


Beta Demonstration Automobile Dealership Dashboard

Team 8. Urban Science
CSE 498, Collaborative Design

Mike Cybulski
Garrett Radford
Sean O'Donnell-Daudlin

Department of Computer Science and Engineering
Michigan State University

Fall 2009



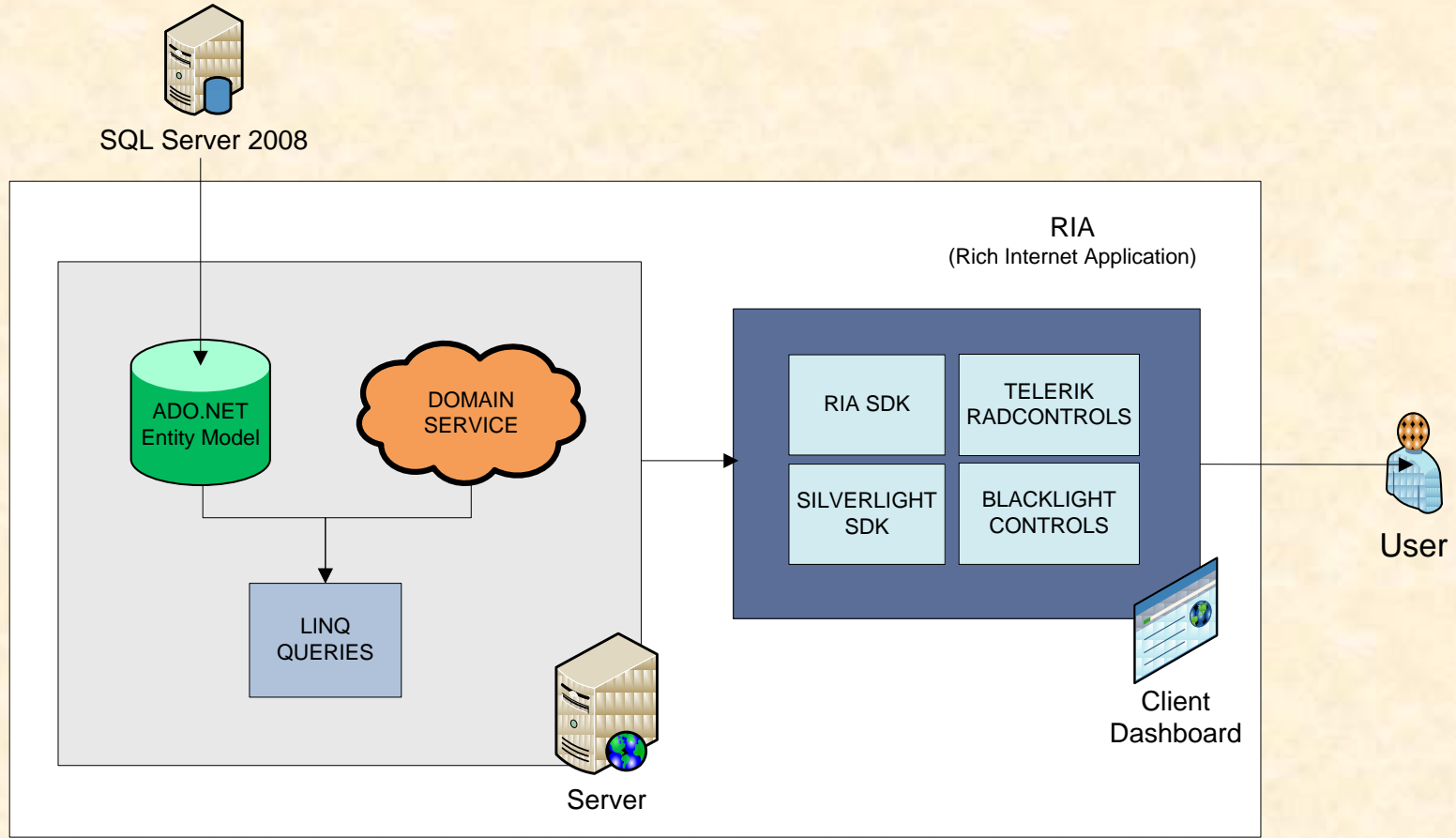



Project Overview

- Automotive Dealership Dashboard
- Consolidate business intelligence from other Urban Science products
- Web-Hosted Silverlight Application
- To be utilized by OEM field personnel and dealership management
- Provide up to date and easy to read business intelligence data using charts, graphs, and gauges
- Used to assess performance and profitability

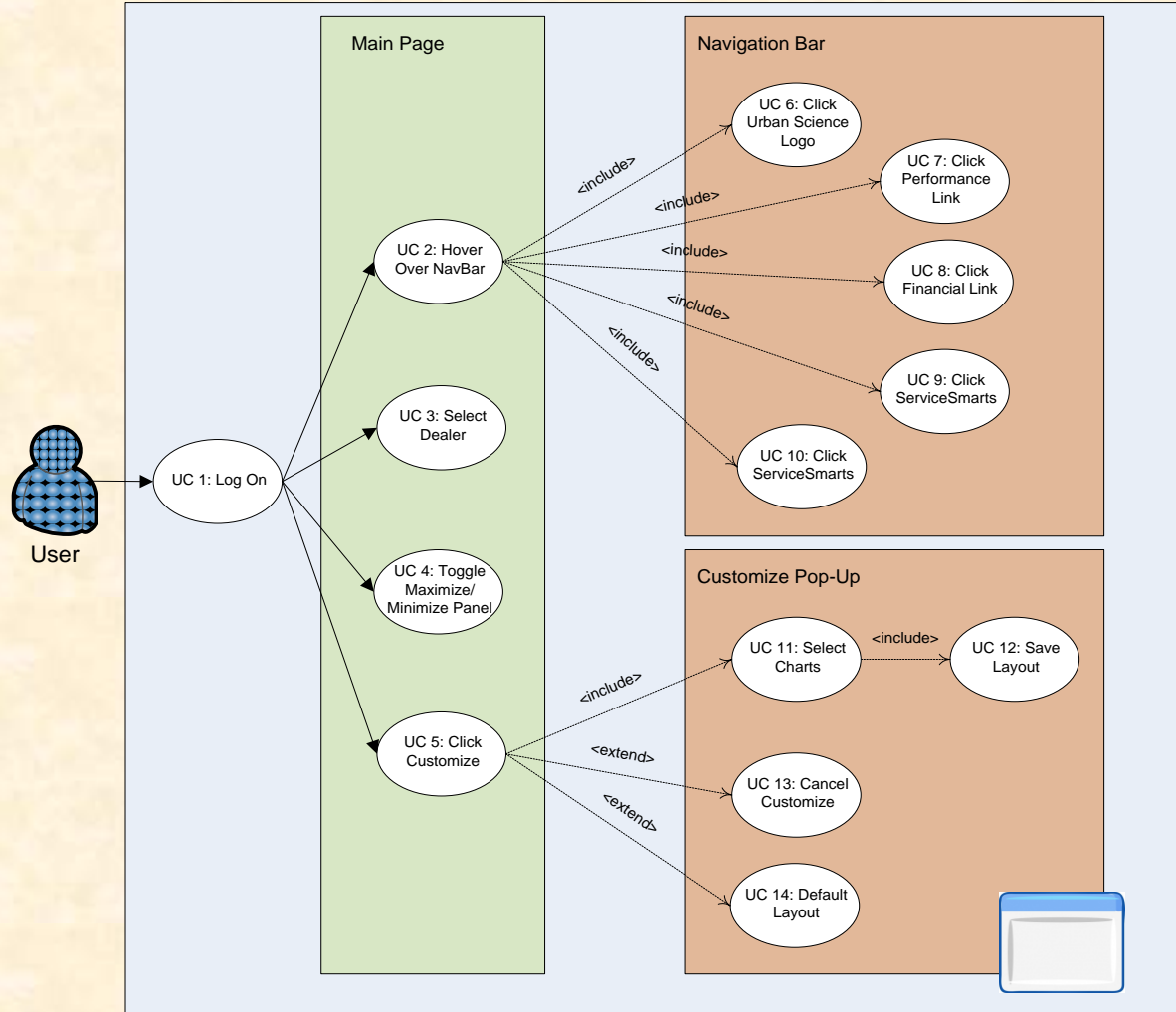


Architecture Illustrated






Use Case Diagram





Screen Shot

[Beta Demo](#)




Overall Dashboard View



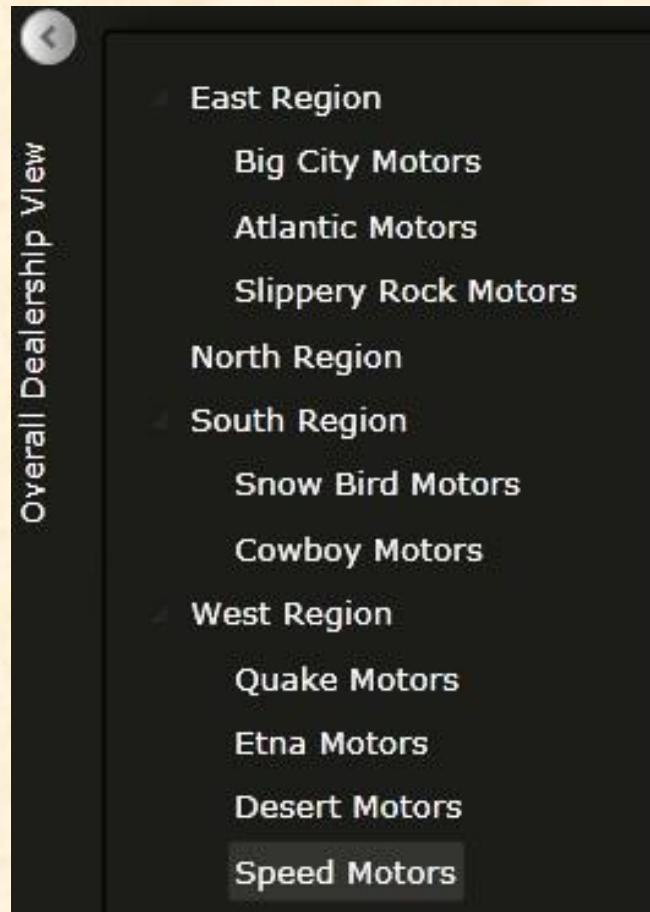


Screen Shot

[Beta Demo](#)



Dealer Selection Tool





Screen Shot

[Beta Demo](#)




Chart Selection Tool

The screenshot shows a dialog box titled "Chart Selection Tool" with a dark background. At the top, there are several tabs: "Dealership", "New Vehicles", "Used Vehicles", "Service" (which is selected and highlighted), "Parts/Accessories", and "Demographics". Below the tabs, there is a list of ten items, each with a checkbox. The items and their checkbox states are:

- Dealer Service Retention
- Brand Service Retention
- Visits per Customer
- Labor Ops per RO
- Parts and Labor Opportunity
- Repair Orders
- Service Operating Profit
- Service Absorption
- Service CSI

At the bottom of the dialog box, there are three buttons: "Defaults", "Cancel", and "Save".



Other Topics

- Why Silverlight?
 - Cross platform
 - Compatible with modern browsers
 - Very easy to install
 - Visually appealing
- Why Telerik RadControls?
 - Improved charting toolkit over ChartFX, Dundas
 - Large user community
 - Lots of resources
 - Fully customizable



Previous Questions

- Can you save the layout of the panels?
 - Save panel positions? No
 - Save chart selections? Yes
- Are you able to close a panel?
 - Not necessary, chart selection allows you to choose which panels you want to appear
- Are there going to be chart legends?
 - Legends are there but are collapsed for visual purposes
 - Most charts are self explanatory



Other Questions?

