


Beta Demonstration Mobile User Generated Video Service

Team 5. Motorola
CSE 498, Collaborative Design

Ryan Ley
Rob Palmer
Mary Fetsco
Phil Deschaine

Department of Computer Science and Engineering
Michigan State University

Fall 2009



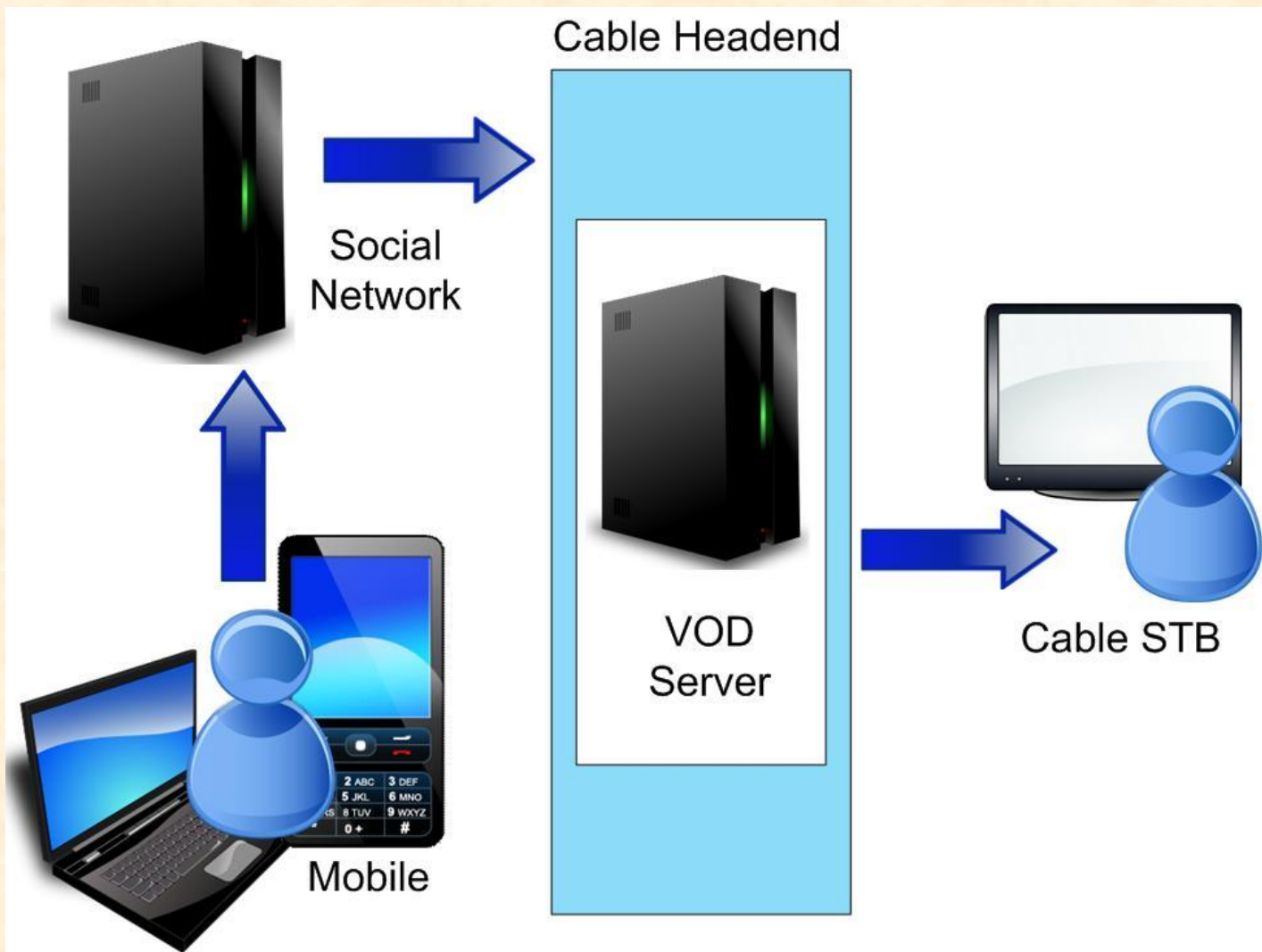


Project Overview

- Develop an iPhone application to upload a video to a social network
- Associate buddies within the social network to a given video
- Play videos you are permitted to watch on your set top box
- Implement Reporting API to show VOD Server usage
- Live ingest of a video
- Develop a mobile phone application for the new Google android OS



Architecture




S

Screen Shot

The screenshot displays the Capstone Cable user interface. At the top left is the Capstone Cable logo. To its right is a grey rounded rectangle containing the text "Welcome to Capstone Cable!" and "Manage your Capstone Cable account. Sign In | Create Account". Below this is a green navigation bar with buttons for "Learn", "Shop", "TV Programming", "Customers", "User Generated Content", and "About". The main content area has a green background and contains a video player interface. On the left, there are two lists: "Videos" with one item "Lake Video" and "Buddies" with five items: "kabe", "mary", "phil", "rob", and "ryan". On the right, there is an "Associated Buddies" list with "mary" and "kabe". The central video player shows a video titled "Lake Video" with a play button and a progress bar. Below the video is the text "A video about a lake." and buttons for "Update Video Info", "Update", and "Disassociate". At the top right of the main content area are buttons for "Upload", "Delete", "Manage my account", and "Logout". At the bottom right of the page, there is a footer with the text "2009 Capstone Cable | Privacy Policy | Site Map".



Screen Shot



Video Description:
The Best Movie Of All Time
Sent by2:




Hitch

Lake Video

Page 1 of 1



Screen Shot



Team 5. Motorola

