


Alpha Demonstration ITS Scoreboard Dashboard

Team 4: Meijer
CSE 498, Collaborative Design

Bing Shi
John Rekoumis
Kareem Janoudi
Matthew Wincek

Department of Computer Science and Engineering
Michigan State University

Fall 2009



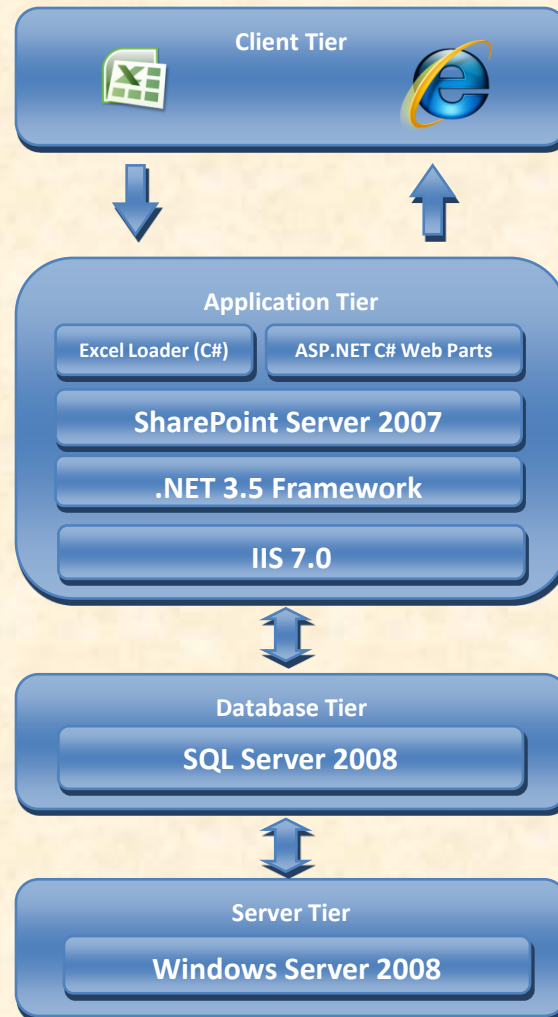



Project Overview

- Summarize Change and Incident Management
- Visualization
 - Charts and graphs in an interactive display
- Drill Down / Drill Up
 - Access of all statistics by moving through hierarchies of leadership
- Trending
 - See performance of managers easily over time
- Stop Lighting
 - See rating of a manager's performance quickly



Architecture Illustrated





Screen Shot

Data Selection

All Years | All Periods | Select Directors | Select Managers | Incident Management | Incidents Opened | Trend Over Periods

Added Directors

James Poll
Melody J Langeland
Tim Osbeck
David Kenyon

Added Managers

James A Jonker
Tim J Zeitter

Chart Data

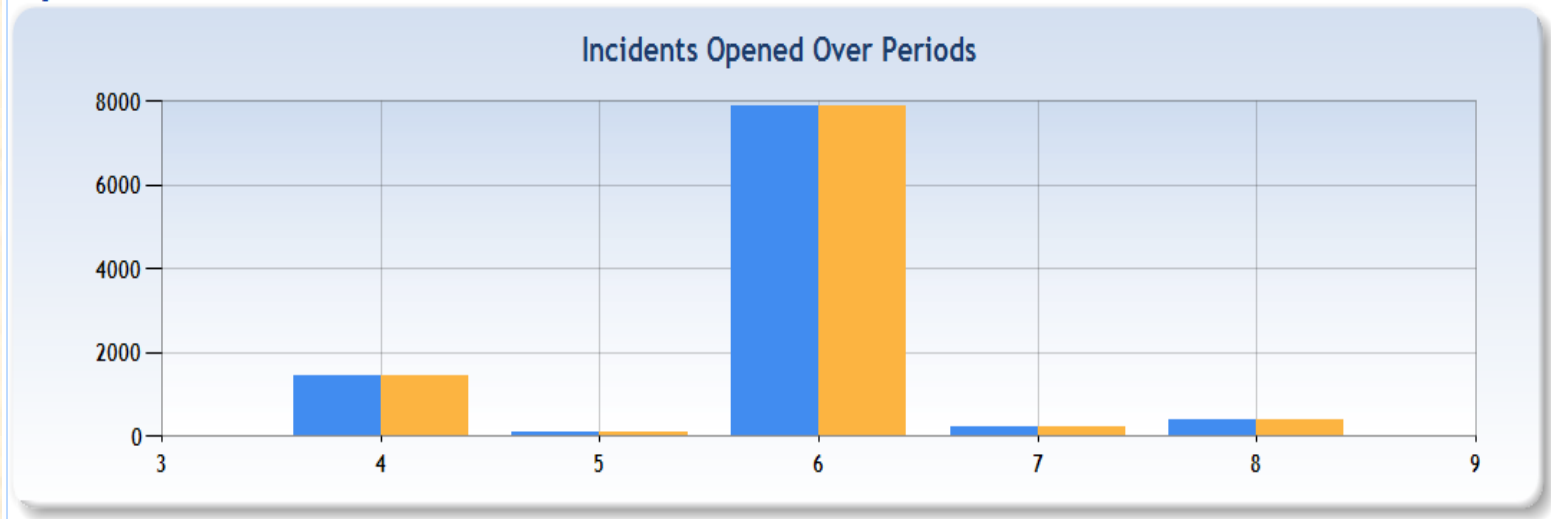
Trending Web Part

400

Mgr	Incidents Closed	Incidents Opened	Average Hours To Close	P/E Total Tickets Opened > 10 Days	P/E Average Age > 10 Days
James A Jonker	10075	10102	22.81	6	7.092
Tim J Zeitter	386	405	72.45	22	14.808

Graph Display

Google.com





Screen Shot

Data Selection

All Years | All Periods | Select Directors | Select Managers | Incident Management | Incidents Opened | Trend Over Managers

Added Directors: James Poll, Melody J Langeland, Tim Osbeck, David Kenyon

Added Managers: James A Jonker, Tim J Zeitter

Chart Data

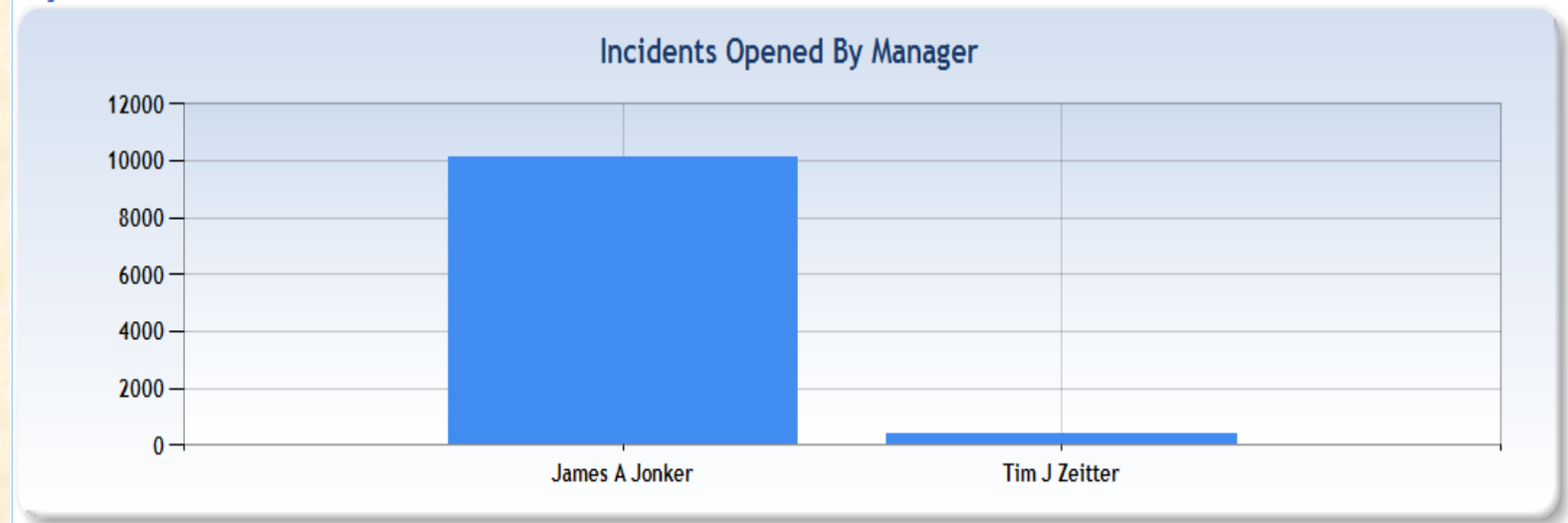
Trending Web Part

400

Mgr	Incidents Closed	Incidents Opened	Average Hours To Close	P/E Total Tickets Opened > 10 Days	P/E Average Age > 10 Days
James A Jonker	10075	10102	22.81	6	7.092
Tim J Zeitter	386	405	72.45	22	14.808

Graph Display

Google.com





What's left to do?

- Integrity of Data
 - Making sure data is accurate
- Clean-up
 - Improving look and feel of dashboard
- Stop Lighting
 - Last remaining core requirement to implement
 - Allow directors to change stop lighting range values
- Integrate Web Parts with each other using AJAX
 - Currently refreshes whole page
- Testing
 - Try to break our dashboard