

MICHIGAN STATE UNIVERSITY

09/14: Project Schedule and Risk



CSE 498, Collaborative Design

Dr. Wayne Dyksen
Department of Computer Science and Engineering
Michigan State University
Fall 2009

S Project Schedule and Risk →

- Risk
- Project Schedule
- Teamwork

S Identifying Risks →

- What You Don't
 - Know
 - Understand
 - Know How to Do
- Normally
 - Major Project Features
 - "Showstoppers"
- Varies From
 - Not Familiar With But (Probably) Can Learn to
 - Absolutely No Idea How to Do It

What are you worried about?
Or, what should you be worried about?

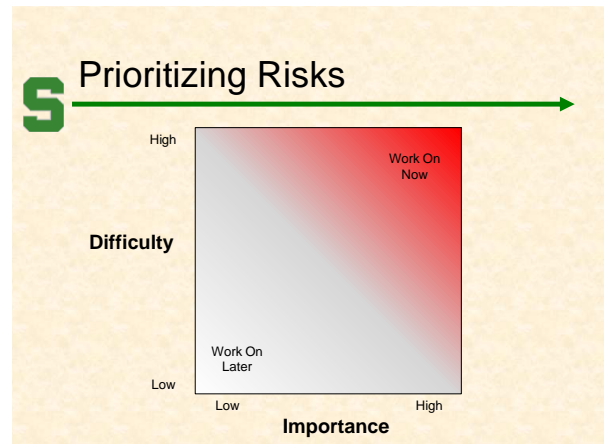
S Example Risks →

Including but not limited to...

- Key Application Features
- Hardware Systems
- Software Systems
- Development / Programming Environments
- Programming Languages
- Etc...

S Prioritizing Risks →

- Classify Difficulty
 - High Very Hard, No Idea How to Do
 - Medium
 - Low Not Hard, Probably Doable
- Classify Importance
 - High Showstopper, Must Have
 - Medium
 - Low Not Vital, Nice to Have

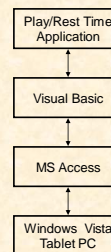


S Case Study: Basketball App

- For Each Player, Track
 - Minutes Played
 - Game Clock Time
 - Consecutive & Total
 - Minutes Rested
 - Wall Clock Time
 - Consecutive
- Must Be Usable
 - On the Bench
 - In Real Time

S Basketball App Architecture

Basketball Playing/Resting Time



S Basketball App Risks?

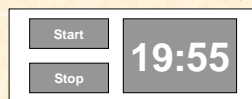
- How do I program in VB?
 - How do I make a GUI in VB?
 - What SDK should I use?
 - How do I interface VB with Access?
 - Create/Open/Save a Database?
 - Read/Write Records?
 - Traverse Records?
 - How do I do clocks in Windows?
 - Game Clock?
 - Wall Clock?
- How would you classify these difficulties?

S Mitigating Risks

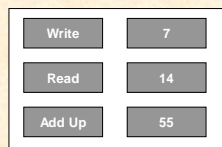
- Use Existing Resources
 - Including But Not Limited To
 - Product Demos
 - Book Sample Code
 - Downloadable Examples
 - Etc...
 - Test Drive
 - Install
 - Compile
 - Extend
 - Etc...
 - Build Prototypes
 - Single Purpose
 - Quick-and-Dirty
- Nota Bene:
1. Check license if including in project.
 2. Document.
 3. Inform client.

S Basketball App Risk Mitigation

- Game Clock
 - Start /Stop
 - Counts Down
 - By Minutes/Seconds



- Handling Access Records
 - Write Number
 - Read Number
 - Add Up Numbers



S CSE498 Examples

- Team 1. Auto-Owners
- Team 2. Boeing
- Team 3. GE Aviation
- Team 4. Meijer
- Team 5. Motorola
- Team 6. TechSmith
- Team 7. Toro
- Team 8. Urban Science

What are your risks?

S Project Schedule and Risk

- Risk
- Project Schedule
- Teamwork

S Where do you start?

- Project Plan
 - Prioritized Risks
 - Feature Set(s)
 - Fixed Milestones
 - Course
 - Client
- Tradeoffs... Features vs Time
- Are there fixed milestones in the "real" world?

S Major Milestones

09/02: Course & Projects Overview	11/02: The Project Video
09/07: (Labor Day, No Meeting)	11/04: Camtasia Demo
09/09: Project Plan	11/09: Teams: Beta Demonstrations
09/14: Project Schedule & Risk	11/11: Teams: Beta Demonstrations
09/16: Teams: Status Reports	11/16: Teams: Beta Demonstrations
09/21: Prototyping	11/18: Teams: Beta Demonstrations
09/23: Teams: Project Plan	11/23: Teams: Status Reports &/or Demos
09/28: Teams: Project Plan	11/25: Teams: Status Reports &/or Demos
09/30: Teams: Project Plan	11/30: Ethics and Professionalism
10/05: Resume Writing & Interviewing	12/02: Intellectual Property and Copyright
10/07: Career Gallery	12/07: Teams: Project Videos
10/12: Creating & Giving Presentations	12/09: Teams: Project Videos
10/14: Teams: Alpha Demonstrations	12/10: Design Day Setup
10/19: Teams: Alpha Demonstrations	12/11: Design Day
10/21: Teams: Alpha Demonstrations	12/14: Teams: Project Videos
10/26: Teams: Alpha Demonstrations	
10/28: Teams: Status Reports	

S Project Parts

- Break Down Project
 - Main Parts
 - Sub-Parts
 - Sub-Sub-Parts
 - Etc...
- Categorize
 - Risks
 - Dependencies (Particularly Risk Dependencies)
 - Priorities
- Worry About
 - Interfaces Between Parts
 - Integration of Parts

S Building A Project Schedule

- Start With Fixed Course Milestones
- Estimate Times for Tasks for Parts
 - Building
 - Integrating
 - Testing
- Assign Tasks to Team Members
- Must Keep Everyone Busy All the Time
- Use "Short" Deadlines (E.g., 2-3 Days) Why?
- Document and Track
 - Microsoft Project?
 - Collaboration Tool?

S Estimating Time for Tasks

- Rough Estimate
 - Intuition
 - Experience
- Refined Estimate
 - Prototype or Partial Build
 - Extrapolation
 - E.g., 2 Days to Build 1 → 6 Days to Build 3
- Keys
 - Be Realistic
 - Include Buffer Time if Unsure
- Adjust Schedule Accordingly

S Typical Build Cycle

Until Project Done Do

1. Divide Next Big Task Into Little Tasks
2. Assign Little Tasks to Team Members
3. Complete Little Tasks
 - a. Implement
 - b. Test
4. Integrate Little Tasks Into Big Task
5. Test Big Task

} Very Important

High Priority Risks Get High Priority Scheduling

S Revision Control

- Versioning
 - Discrete "Internal" Versions (States)
 - May Correspond to Builds
- Revision Control Systems
 - Check Code In and Out
 - Mark Specific States as Versions
- Motivation
 - Build Breaks System
 - Revert to Earlier Build
 - Avoid Bridge Burning
- Examples
 - Visual SourceSafe
 - GNU RCS (Revision Control System)

} Can Be Serious Problem

S Living Schedule

- Schedule Is Dynamic
 - Unforeseen Problems
 - Added Features (Avoid Feature Creep)
 - Etc..
- Track Your Progress
 - Microsoft Project?
 - Collaboration Tool?
- Revisit Schedule Often
 - Weekly Team Meetings
 - Weekly Triage Meetings with Matt
 - Identify Slippage
 - Hold Each Other Accountable (or Contact Matt or Me)
 - Set Corrective Action
 - Adjust Schedule

S Project Schedule and Risk

- Risk
- Project Schedule
- Teamwork

S Team Organization

- Up to Each Team
- Organize into Roles
 - Client Contact
 - Program Manager
 - Developer
 - Tester
 - Systems Administrator
 - Web Master
 - Etc...
- Everyone Must Make Technical Contributions

S Team Dynamics

- Key to Success
- Significant Component of Course Grade
- Address Problems Immediately
 - Within Team
 - With Dr. D. and/or TA
- Be Ready to Discuss During Interviews

S Grading (1 of 3)

- Team (70%)
 - Project Plan Document & Presentation 10
 - Alpha Demonstration 10
 - Beta Demonstration 10
 - Project Video 15
 - Project Software & Documentation 15
 - Design Day 5
 - Team Web Site 5
 - 70
- Individual (30%)
 - Technical Contribution 10
 - Team Contribution 10
 - Team Evaluation 5
 - Class Meeting Attendance 5
 - 30

S Grading (2 of 3)

- Final Grade Sum Of...
 - Individual Grade
 - **Percentage** of Team Grade Based on Team Contribution
 - Individual Total Grade =

$$\begin{aligned} & \text{(Individual Grade)} \\ & + \\ & \text{(Team Grade) * (Team Contribution) / 10.0} \end{aligned}$$
- N.B.**
- Nota Bene: **Your Team Contribution will have a very significant effect on your final grade.**

S Team of Peers

Effective Team Members

- Relate as Equals
- Have Specific Roles and Responsibilities
- Respect Specific Roles and Responsibilities
- Empowers Individuals in Their Roles
- Have Specific Skills
- Hold Each Other Accountable
- Drive Consensus-Based Decision-Making
- Give All Members a Stake in the Project

S Potential Problems

Over and/or Under

- Bearing
- Qualified
- Achiever
- Etc...

S Mutual Responsibility

- You are your "brother's/sister's keeper".
- Responsible For
 - Your Contribution
- And**
- Your Teammates' Contributions
- What Won't Work
 - "They never asked me to do anything."
 - "They never let me do anything."
 - "He/she never asked to do anything."
 - "He/she never wanted to do anything."
 - Etc...

S Team Evaluation Form

- 5% of Final Grade
- Rate Each Team Member
 - Overall Effort
 - Overall Performance
- Other Questions
 - 8. Describe the contributions of each team member, starting with you. Be specific. Include comments about your/their individual technical contributions as well as your/their contributions to the team as a whole.
 - 9. Whom do you feel did the best (either in effort or overall contribution to the team)? Why? Be specific.
 - 10. Whom do you feel did the worst (either in effort or overall contribution to the team)? Why? Be specific.

S Team Problems

- Can Be
 - Really Hard
 - Awkward
 - Frustrating
 - Etc...
- Addressing Problems
 - ASAP
 - Directly
 - Respectfully
 - Maturely
- Resolving Problems
 - Internally First
 - See Matt and/or Me Next but ASAP (Don't Wait)
- "Bad" Team Not an Acceptable Excuse

Potential For Bad Effect on 70% of Your Grade

S Project Schedule and Risk

- Risk
- Project Schedule
- Teamwork

S What's next?

- Submit Status Report
 - Email to Dr. D.
 - Due Midnight EST, Tuesday, September 15
 - Subject: Status Report Team <0#> <TeamName>
 - Attach: team_<0#>_<TeamName>_tsr.ppt
- Dr. D. Will Combine into Single PowerPoint
 - To Speed Things Up During Meeting
 - Do NOT Modify Master Slide Page
- Each Team Presents
 - Using Dr. D.'s Laptop
 - At Most 5 Minutes (Rehearse Timing)
 - Single or Multiple Presenters (Your Choice)

S What's up? (Delete this slide.)

1. What follows is the required skeleton for your presentation.
2. Do not change the organization or number of slides. Make your presentation fit within these four slides.
3. Replace items between angle-brackets, <...>, with the appropriate information **without** the angle-brackets.
4. The time limit for your presentation is 5 minutes (which will be strictly enforced). Practice your presentation to ensure that you finish within the allotted time.
5. All presentations are due via email to me by midnight on Tuesday, September 15. Email me the PowerPoint source file named as team_<0#>_<TeamName>_tsr.ppt as in team_01_AutoOwners_tsr.ppt. For subject, use "Status Report: Team <0#> <TeamName>"
6. All presentations will be posted on the course web site so do not include company confidential information or anything that your client would not want posted.
7. The order of the presentations will team numerical order.
8. Do **NOT** include this slide in your presentation.
9. **Delete** this slide from the presentation.

S Team <#> Status Report (1 of 4)

Team <#>: <TeamName>

- Client Contact
 - Status Point 1
 - Status Point 2
- Team Meetings
 - Status Point 1
 - Status Point 2
- Team Organization
 - Description Point 1
 - Description Point 2

- Due September 15
- Less than Two Weeks
- All Teams

S Team <#> Status Report (2 of 4)

Team <#>: <TeamName>

- Server Systems / Software
 - Description &/or Status Point 1
 - Description &/or Status Point 2
- Development Systems / Software
 - Description &/or Status Point 1
 - Description &/or Status Point 2
- Web Site
 - Status Point 1
 - Status Point 2

S Team <#> Status Report (3 of 4) →

Team <#>: <TeamName>

- Project Definition
 - Description Point 1
 - Description Point 2
 - Description Point 3
 - Description Point 4
- Project Plan Document
 - Status Point 1
 - Status Point 2
 - Status Point 3
 - Status Point 4

S Team <#> Status Report (4 of 4) →

Team <#>: <TeamName>

- Risks
 - Risk 1
 - Description
 - Mitigation
 - Risk 2
 - Description
 - Mitigation
 - Risk 3
 - Description
 - Mitigation
 - Risk 4
 - Description
 - Mitigation